



Service to mankind
is service to God

BGS INTERNATIONAL PUBLIC SCHOOL

SECTOR 5 DWARKA NEW DELHI-110075



OUR MENTORS




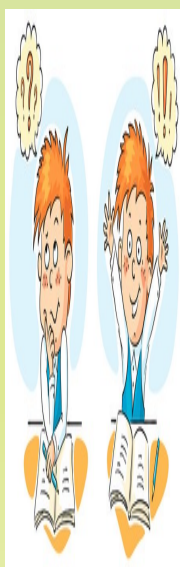
CLASS VIII(2025-26)
SUMMER ASSIGNMENT

Learn by **DOING**.



WEEK	SCHOLASTIC	CO-SCHOLASTIC
I	ENGLISH	AI
II	HINDI	MUSIC
III	SANSKRIT/FRENCH	BLOCK PRINT
IV	MATH	
V	SCIENCE	
VI	SOCIAL SCIENCE	
	WHIZ KID (EVERYDAY)	







- FOCUS ON READING, WRITING, LISTENING & SPEAKING SKILLS
- VOCABULARY BUILDING
- CRITICAL THINKING AND ANALYSIS



Learning Outcomes

- ENHANCED LISTENING, READING, WRITING & SPEAKING SKILLS
- ABILITY TO APPRECIATE & CRITICALLY ANALYSE LITERATURE
- CONFIDENCE IN PUBLIC SPEAKING
- ABILITY TO INTEGRATE ART WITH LEARNING




ASSIGNMENT# 1

Read a book of your choice. After reading the book, write a book review.

To write a review, do the following:

- Begin with a summary of the book.
- Pick out the most important aspects of the book.
- Include brief quotes as examples.
- Write a conclusion that summarizes everything.
- Describe your favourite character in the story.
- Design a COVER PAGE for the book.
- USE COLOURED A4 SIZE SHEETS.



Suggested Reading:

- *The Catcher in the Rye* (by J.D. Salinger)
- *Playing it My Way* (by Boria Majumdar & Sachin Tendulkar)
- *The Old Man and the Sea* (by Ernest Hemmingway)
- *To Kill a Mockingbird* (by Harper Lee)

ASSIGNMENT# 2

Speaking Activity (Character Enactment): Character enactment is dramatic representation of a character by means of speech, actions, and gestures. Prepare enactment of any character from the book you read during the vacation.

ASSIGNMENT# 3

Twenty Thousand Leagues Under the Seas is a science fiction adventure novel by the French writer Jules Verne. It is often considered a classic. Pick Episode 1 or 2 from Literature Reader 1-8, and present it in the form of a comic book with an attractive cover page.





बी. जी. एस. इंटरनेशनल पब्लिक स्कूल, सेक्टर-5, द्वारका, नई दिल्ली-75



ग्रीष्मावकाशकार्य

विषय- हिंदी

कक्षा-आठवीं

सत्र-2025-26



➤ उद्देश्य –

- एकाग्रता बढ़ती है।
- दिमाग सक्रिय होता है।
- जानकारी बढ़ती है।
- बात करने/बोलने/लिखने की कला विकसित होती है।
- कल्पनशीलता बढ़ती है।
- याददाश्त बढ़ती है।
- आपको एक बेहतर इंसान बनाती है।

➤ सीखने के प्रतिफल –

- शैक्षणिक कार्य पूरा करना छात्रों को अधिक जिम्मेदार बनाता है।
- उन्हें समय प्रबंधन कौशल सीखने में मदद करता है।
- छात्र आत्मसम्मान सीखते हैं।
- यह सब होमवर्क करने के प्रत्यक्ष लाभों में से एक है।
- इससे बच्चों का बहुमुखी विकास होता है।

लेखन-कार्य -- इस कार्य के लिए आप **A 4** साइज़ की रंगीन शीट (**colored sheets**) लीजिये और बूकलेट बनाइये, उस पर सबसे पहले 'परियोजना कार्य' - लाख की चूड़ियाँ -- लिखिए फिर एक लाख की चूड़ी चिपकाइए, फिर लिखना शुरू कीजिये कि लाख किससे प्राप्त होता है, लाख की वस्तुएं किन राज्यों में बनती है ? लाख से बनी वस्तुओं के नाम लिखिए । अपने कार्य को अच्छी तरह सजाइए । आप अपनी पसंद से रंगीन पेन से भी लिख सकते है । **Assignment** लाख की चूड़ियाँ **Complete** करने के बाद अंत में आप अपना नाम, कक्षा, वर्ग (**Section**) लिखिए ।



- अपने कार्य में विभिन्न रंगों व चित्रों का समावेश करें ।
- भाषा सरल, सुबोध, स्टीक व स्तरीय होनी चाहिए ।
- अंग्रेजी शब्दों के प्रयोग से बचे ।
- टिप्पणी (rubric): आपके कार्य को इन संदर्भों के अंतर्गत जांचा जाएगा –
- प्रस्तुतीकरण (Presentation)
- भाषा-शैली (Language style)
- विषय वस्तु (Subject matter)
- रचनात्मकता या सृजनात्मकता (Creative)
- क्रियात्मकता (Artistry)

नारा (Slogan) - हिंदी भाषा का गौरव, पर्यावरण संरक्षण, राष्ट्रीय एकता, शिक्षा का महत्व, स्वच्छता किसी एक विषय पर आधारित स्लोगन लिखते हुये आकर्षक बुक मार्क (BOOKMARK) बनाइये। बुक के पेज को मार्क करने के लिए यानि पुस्तक में रखने की निशानी बनाते हुए उस पर स्लोगन लिखिए। Assignment (बुक मार्क - SLOGAN) Complete करने के बाद आप अपना नाम, कक्षा, वर्ग (Section) लिखिए।



संकेत—

- जागरूकता का संदेश देने के लिए स्लोगन लिखे जाते हैं।
- स्लोगन में तुकवाले शब्द (Rhyming words) होने चाहिए।
- स्लोगन लयबद्ध (साथ में, ध्वनि के लिए उत्तम, विशेषता से भरा हुआ) से लिखना चाहिये।
- स्लोगन 8-10 शब्दों से ज्यादा नहीं होना चाहिए।
- स्लोगन ऐसा होना चाहिए जो दिलों पर छा जाए।

अधिगम—

पाठ-1-लाख की चूड़ियाँ और पाठ-2-बस की यात्रा ----इन दोनों पाठों की कहानी याद कीजिये और अपने शब्दों में, अपनी हिन्दी कापी में लिखिए।

संकेत ---

- लिखकर याद करने से दिल और दिमाग पर छप जाता है।
- लिखकर अभ्यास करने से कोई नुकसान नहीं होता।
- आत्मविश्वास बढ़ता है।
- दिमाग व मन को एकाग्रचित करके लिखने का अभ्यास करे।
- शब्दों को बार-बार दोहराने से व बार-बार लिखने से भलते नहीं है।

अध्ययन - हमारे देश के महान स्वतंत्रता सेनानियों, प्रेरणादायी महिलाओं, लेखकों और महान वैज्ञानिकों की पुस्तकें पढ़िए ।

जैसे ---1. महान स्वतंत्रता सेनानी - महात्मा गांधी, भगत सिंह, लाला लाजपत राय 2. प्रेरणादायी महिलाएँ - कल्पना चावला, रानी लक्ष्मीबाई ,
मैरी कॉम, शकुंतला देवी, सानिया मिर्ज़ा 3. लेखक - सूरदास, सुभद्रा कुमारी चौहान, कबीर दास 4. महान वैज्ञानिक - सी.वी. रमण जगदीश
चंद्र बोस, विक्रम साराभाई, ए.पी.जे. अब्दुल कलाम

सुझाव ---

बच्चों अधिक से अधिक पढ़ने की आदत डालें । छुट्टियों में पत्रिकाएँ, समाचार-पत्र, तथा पुस्तकालय की पुस्तकें पढ़ें । अपठित गद्यांश का अभ्यास करो ।
बच्चों आप ये सब खुशी-खुशी सीखें ।

सुलेख लिखने का अभ्यास कीजिए । इससे आपका बहुमुखी विकास होगा ।






ग्रीष्मावकाशीय कार्याणि विषय – संस्कृत कार्यावधि–सप्ताहत्रयम्



निर्देशाः –

- 1 सभी छात्र अपनी नोटबुक में अस्मत्, युष्मत्, हरि, साधु तथा नदी शब्दरूप लिखकर याद करेंगे।
- 2 सभी छात्र अपनी नोटबुक में अस्, कृ, वद, दृश् तथा गम् धातुरूप लिखकर याद करेंगे।
- 3 मध्यप्रदेश पर्यटनस्थल का कोई एक दर्शनीय मॉडल तैयार कीजिए। तथा वह क्या है, उसका नाम संस्कृत में लिखिए।



- 4 संस्कृत में एक गीत या पाठ्यपुस्तक से 4 श्लोक याद कीजिए।

FRENCH SUMMER ASSIGNMENT

WEEK-3



Bonnes Vacances !

1. Écrivez les nombres de 1 à 100 en français dans votre cahier.
2. Écrivez 45 verbes irréguliers - er, ir, re (15 chacun) dans votre cahier.
3. Réalisez :
 - Un modèle 3D de la carte de France mentionnant toutes ses régions et capitales (Roll No. 1-18)
 - Un modèle 3D d'un célèbre monument français. (Roll No.19 onwards)
4. Créez des tentures murales (wall hangings) sur les saisons / la nourriture / les jours / les mois
5. Préparer une présentation (PPT)
 - L'histoire de la France. (Roll No. 1-18)
 - Le système éducatif en France et en Inde (Roll No.19 onwards)
6. Écrivez les professions (Refer page. No. 135) en français dans votre cahier.
7. Apprenez tous les adjectifs donnés aux pages 129 à 132.
Décrivez votre famille en 100 mots.





CLASS VIII MATHEMATICS



HOLIDAY HOMEWORK
2025-2026

RATIONAL NUMBERS

Do in mathematics register

1. Simplify: $\frac{2}{3} + \frac{5}{6} - \frac{1}{4}$
2. Find the multiplicative inverse of $\frac{-7}{9}$
3. Which is greater: $\frac{-3}{4}$ or $\frac{-2}{5}$?
4. Simplify: $\frac{3}{-4} \div \frac{6}{7}$
5. Write five rational numbers between $\frac{1}{2}$ and $\frac{2}{3}$
6. Verify:
$$\left(\frac{5}{6} + \left(\frac{-1}{3}\right)\right) + \left(\frac{-2}{3}\right) = \frac{5}{6} + \left(\left(\frac{-1}{3}\right) + \left(\frac{-2}{3}\right)\right)$$
7. Multiply: $\frac{-3}{7} \times \frac{21}{10}$
8. Simplify and express in standard form: $\frac{-4}{15} \div \frac{8}{5}$
9. Represent $\frac{-2}{3}$ on the number line
10. What is the additive identity of rational numbers? Give an example.



RATIONAL NUMBERS

Do in mathematics register

11. What is the reciprocal of $-\frac{9}{11}$? Is it positive or negative?

12. If $x = \frac{2}{5}$ and $y = \frac{3}{10}$, find $x - y$

13. Arrange in ascending order:

$$\frac{2}{7}, \frac{-3}{7}, \frac{4}{7}, \frac{-1}{7}$$

14. If a rational number is greater than 0, what can you say about its sign?

15. Simplify:

$$\left(\frac{5}{9} \times \frac{-3}{4}\right) \div \frac{15}{8}$$

16. Write three rational numbers equivalent to $\frac{-2}{5}$

17. Show that:

$$\frac{2}{3} \times \left(\frac{4}{5} + \frac{1}{10}\right) = \frac{2}{3} \times \frac{9}{10}$$

18. Find: $\frac{7}{8} - \frac{-3}{4}$

19. Which number when multiplied with $\frac{-5}{6}$ gives 1?

20. Is 0 a rational number? Explain with an example.



LINEAR EQUATIONS IN ONE VARIABLE

Do in mathematics register

1. Define a linear equation in one variable.
2. Write the standard form of a linear equation in one variable.
3. How many solutions does a linear equation in one variable have?
4. Give one example of a linear equation in one variable.
5. What is the degree of a linear equation in one variable?
6. Solve: $4x - 7 = 13$
7. Solve: $5x + 3 = 2x + 18$ (Using separating variable method)
8. Solve: $\frac{3x+2}{5} = \frac{x-1}{2}$
9. Solve: $2(3x - 4) = 5(x + 1)$
10. Solve: $\frac{2x-5}{4} + \frac{x+1}{3} = 5$



LINEAR EQUATIONS IN ONE VARIABLE

Do in mathematics register

11. Solve: $4x + 3 = 2(2x + 1)$

12. Solve: $\frac{3x}{4} - \frac{2}{3} = \frac{5x-1}{6}$

13. Solve: $9x - (4x + 5) = 20$ (Using separating variable method)

14. Solve: $3x + \frac{1}{2} = \frac{5x}{3} - \frac{1}{4}$

15. Solve: $\frac{2x+3}{5} + \frac{x-2}{4} = \frac{3x+1}{2}$

16. Solve: $2(x - 3) + 3(x + 2) = 3x + 12$

17. Solve: $4x - \frac{3}{2} = \frac{1}{2}(6x - 5)$

18. Solve: $\frac{5x-3}{2} - \frac{x+1}{3} = \frac{7x-4}{6}$

19. Solve: $\frac{2}{5}(x - 1) + \frac{1}{2}(x + 3) = 4$

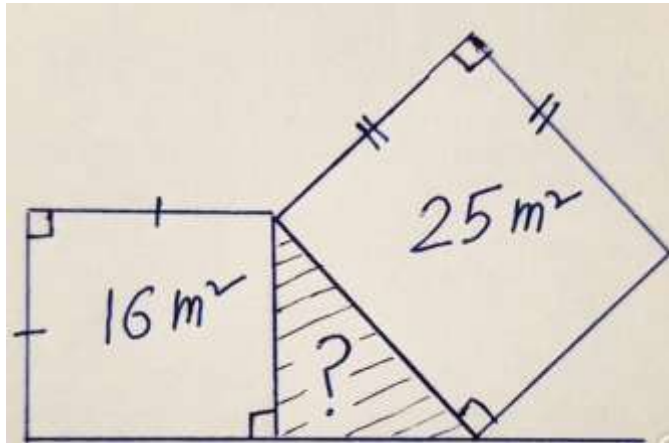
20. Solve: $\frac{3x-1}{2} = \frac{x+5}{3}$



SPECIAL QUESTIONS

Do in mathematics register

1. Find the area of the triangle



2. Solve

$$8+8\div 8\times 8$$


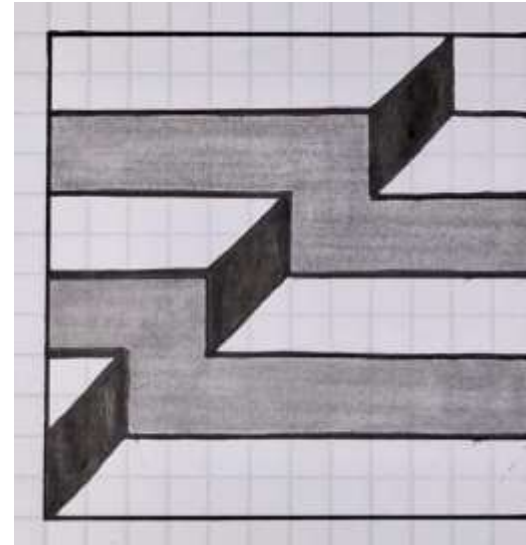

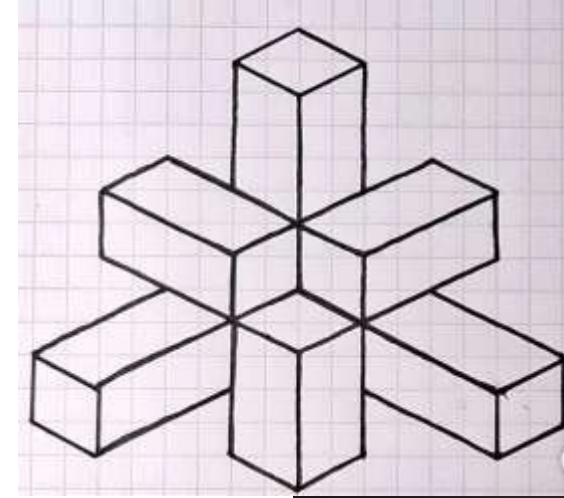
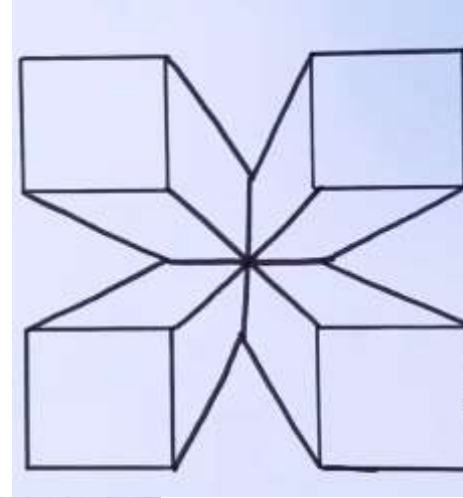
3. Solve

$$\left\{18 - \left[3 \times (4 + 2)^2 - 5\right] \div 5\right\} + \left(\frac{36}{3 \times 2}\right)$$



MAKE ANY 2 MATHEMATICAL DESIGNS ON A3 SIZED SHEET

Use your creativity to create new designs



GROUP PROJECT WORK

Class VIII A : Set Designing using Mathematical Shapes.

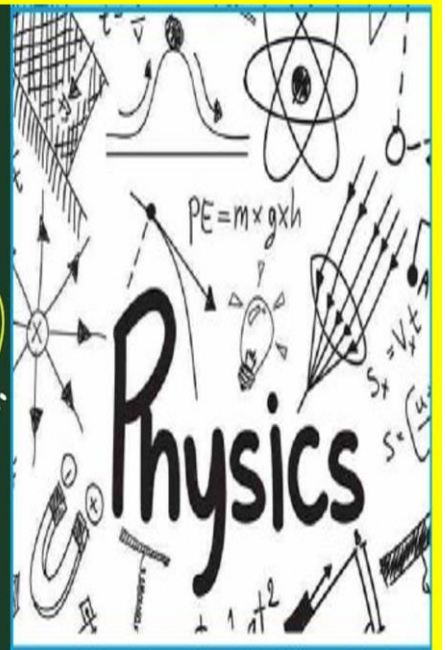
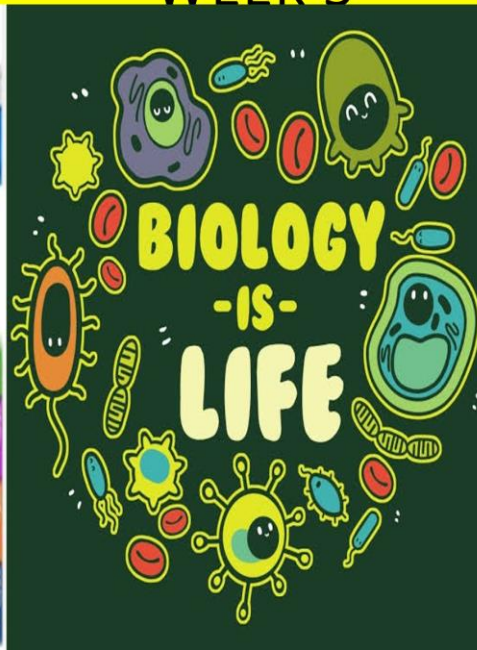
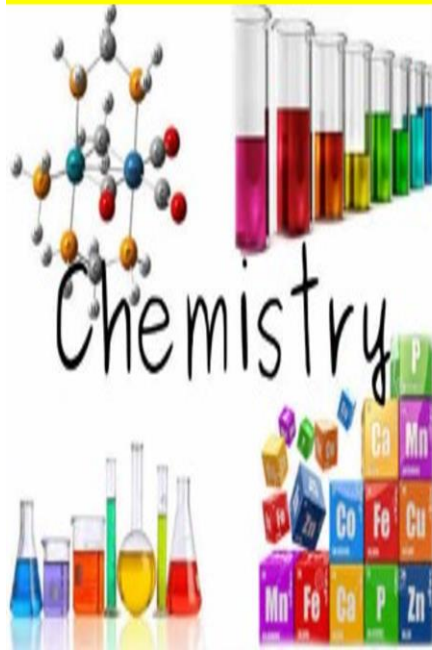
Class VIII B : Mathematics and Heritage.

Class VIII C : Maths In Nature.

Class VIII D. Bilateral Brain Activity.



SCIENCE WEEK 5



OBJECTIVES:

- Students will gather information and use that information to design a POSTER .
- Students will do research and use that information to make infographics.
- Students will make microbe using waste products to create art work.
- Students will do research and write a report on a product we use in everyday life and draw conclusion based on their research.
- Students will make a working model on any science concept

ASSIGNMENT :1

MAKE/DESIGN A POSTER ON WORLD ENVIRONMENT DAY -BEAT PLASTIC POLLUTION

METHODOLOGY:

- Take A4/A-3 size coloured sheet.
- Make a colorful poster on World Environment day-(Theme -Beat Plastic Pollution.)

ASSIGNMENT :2

MAKE A CREATIVE DRAWING OF ANY MICROORGANISM ,USING WASTE MATERIALS AT HOME.

METHODOLOGY:

- Take a thick coloured A4 size sheet.
- Draw any microorganism.
- Decorate it with any waste products-beads, buttons from old clothes, jute thread or any other item lying waste at home.

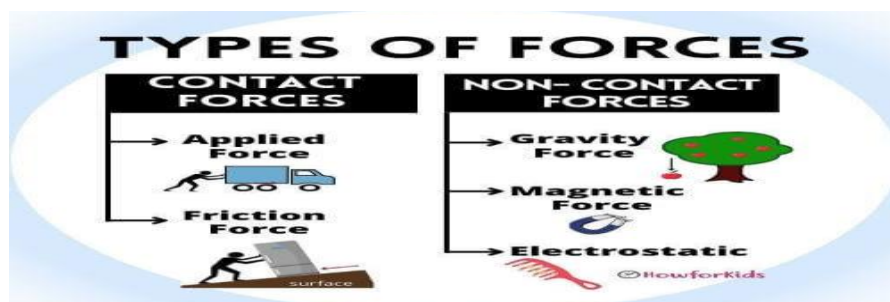
ASSIGNMENT 3

MAKE INFOGRAPHICS ON ANY SCIENCE TOPIC OF CLASS VIII NCERT-An **infographic** (information graphic) is a visual representation of data, information, or knowledge. It uses a combination of images, charts, and minimal text to present complex information in a clear, concise, and easily understandable format.

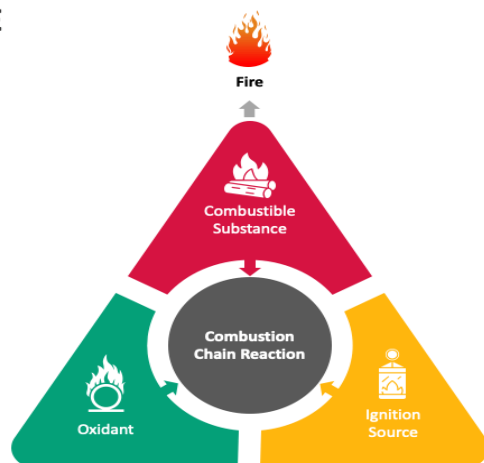
METHODOLOGY:

- Take A4 size paper
- Draw and write information related to the topic chosen by you.
- Colour the image.

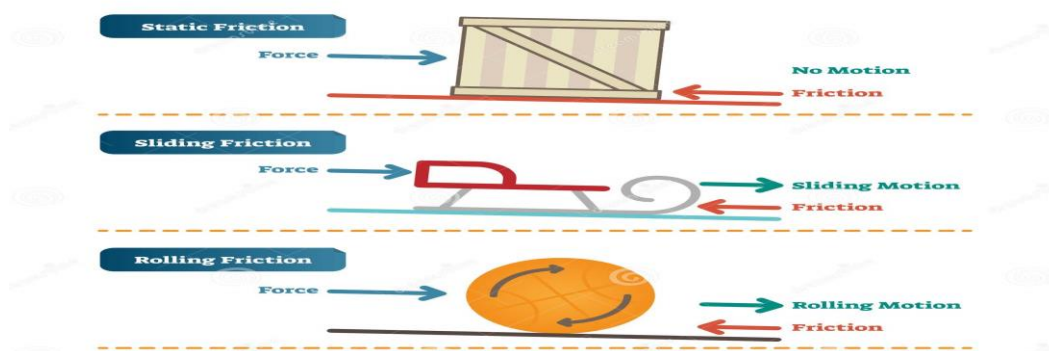
SAMPLES OF INFOGRAPHICS



FIRE TRIANGLE



FRICITION



ASSIGNMENT-4

MAKE A WORKING MODEL ON ANY SCIENCE CONCEPT

OR

INVESTIGATORY REPORT

INVESTIGATE ANY ONE PRODUCT WE CONSUME OR USE AND FIND OUT IF THE PRODUCT IS REALLY GOOD FOR US .

METHODOLOGY:

- Take A 4 size paper.
Take any one product like any soft drink, shampoo, toothpaste, deodorant, any store-bought biscuits or snacks.
- Write its ingredients/ composition on the labels.
- Research the effects of its ingredients/ composition on humans and write them.

- Conclude on the basis of information gathered if you recommend the product or not.
- Write the information in the following format in your report.

FORMAT –


PRODUCT NAME-

INGREDIENTS/ COMPOSITION-

INGREDIENTS /CHEMICALS USED AND THEIR EFFECT ON HUMANS-

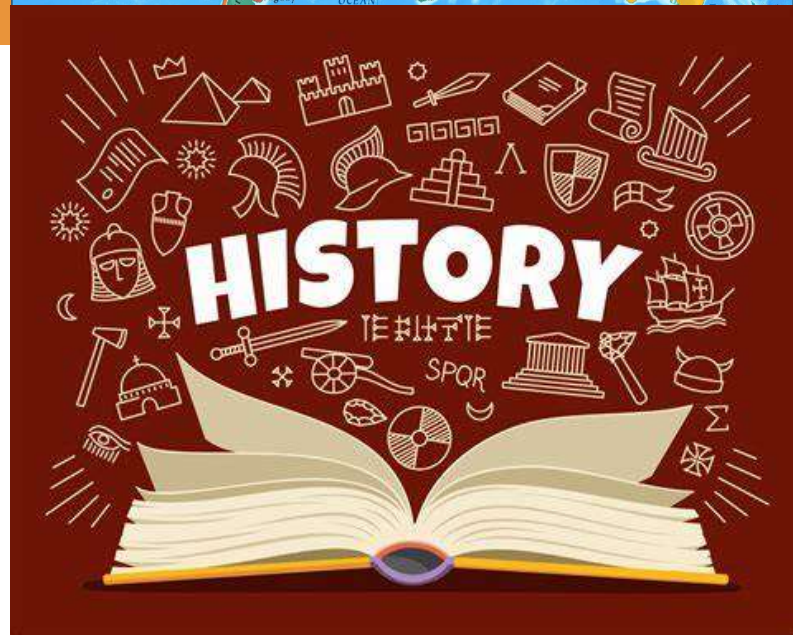

CONCLUSION-

VERDICT- SHOULD BE USED / NOT



SOCIAL SCIENCE

WEEK 6



OBJECTIVES

- Reinforce concept learnt in class.
- Motivate students to explore more.
- Provide feedback to teacher about depth of students’ assimilation of concept.
- Opportunity to learn by doing.

LEARNING OUTCOMES

- Enable visualization and facilitate creative thinking to understand a concept.
- Learn the act of interpreting or understanding the geographic information portrayed on a map and develop a mental map of the real-world.
- Help students understand harmful effects of plastic on environment, take steps to enhance plastic recycling, organise clean up drives to remove plastic waste and encourage students to adopt sustainable alternatives to single use plastic.

MAKE A WRIST BAND

TOPIC- ‘FUNDAMENTAL DUTIES’

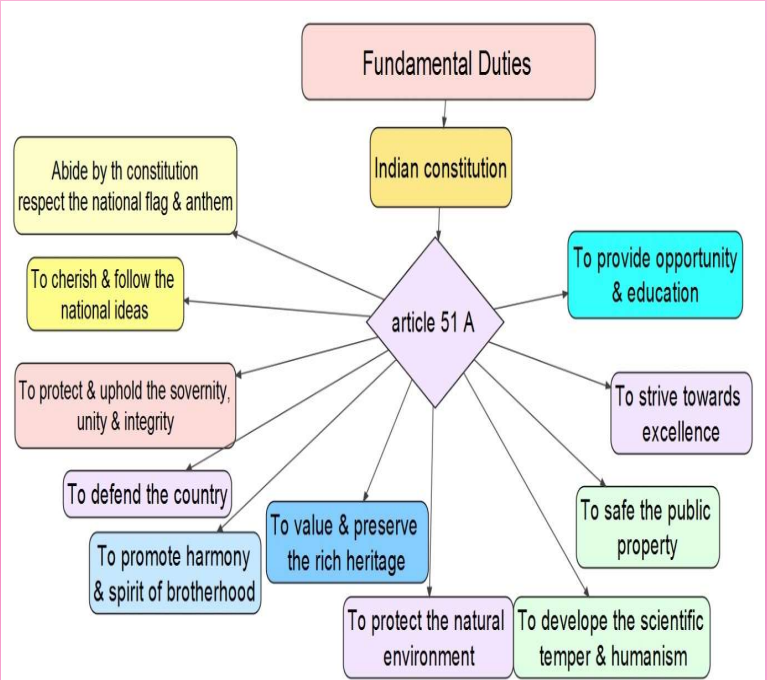
INSTRUCTIONS

Use your creativity to make a wrist band depicting Fundamental duties.

MAP WORK

INSTRUCTIONS

- On a political map of India mark all states and Union territories with their capital.
- On a political map of world mark all the continents and oceans.
- Paste both the maps in Geography note book.



PROJECT WORK

TRIBAL SOCIETIES AND THEIR CULTURE

INSTRUCTIONS

- Make a project file on the above topic.
- Use a scrap book for your assignment.
- Use pictures, collage etc to make the work look attractive.
- Give only relevant information to make project interesting.
- Make the project under the following sub headings.

SUB HEADINGS


Choose any 1 tribe of India and include the following information about them.

- Introduction
- Origin and History
- Language
- Culture and lifestyle
- Festivals they celebrate
- Religion and beliefs
- Challenges they face
- Government effort to provide them with their rights
- On Outline Map of India locate States/UT, where these tribes are located.

(Paste the map in scrap book)



WHIZKIDS



1. Read newspaper daily . Write 2 National and 2 International news daily in your Whizkidz notebook.
2. Update your current affairs for test post

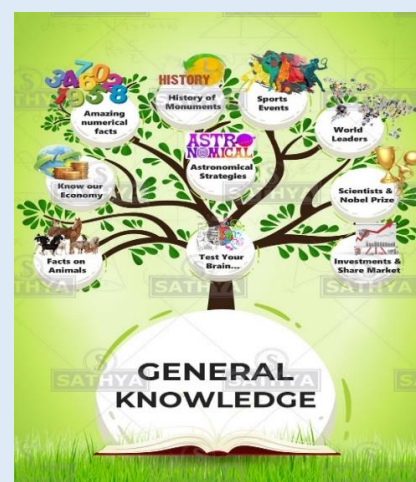



vacations.

3. Make a table of 10 countries and their currencies. (make it beautiful with pictures)
4. Make a collage on A4 size sheet of the following topic and paste it in your Whizkids notebook :



- Write about poisonous plants/ parts of the plants that can pose a serious risk of injury, illness and even death of humans and animals.





SUMMER ASSIGNMENT

Class VIII (2025-26)

Artificial Intelligence

Work to be done In Ai notebook

Q1. Multiple Choice Questions

1. Which of the following intelligence was not proposed by Howard Gardner?
 - (a) Naturalistic
 - (b) Interpersonal
 - (d) Musical
 - (c) Practical
2. Persons having a high level of which intelligence are likely to be good at maths and logical reasoning:
 - (a) Spatial Intelligence
 - (b) Linguistic Intelligence
 - (c) Bodily - Kinaesthetic
 - (d) Logical-Mathematical
3. Persons having a high level of which intelligence are likely to be good visualizing things:
 - (a) Spatial Intelligence
 - (b) Linguistic Intelligence
 - (c) Musical
 - (d) Intrapersonal
4. Who coined the term "Artificial Intelligence"?

(a) Marvin Minsky

(c) Allen Newell

(b) John McCarthy

(d) Jürgen Schmidhub

5. What is the full form of "AI"?

(a) Artificially Intelligent

(c) Artificially Intelligence

(b) Academic Intelligence

(d) Artificial Intelligence

6. Artificial Intelligence aims to:

(a) make humans more intelligent

(c) develop intelligent machines

(b) put human intelligence into a machine

(d) mine the data

Q.2 Answer the following questions:

1. What is Intelligence?

2. Name the types of Intelligences as given by Howard Gardner and explain any two of them.

3. Who coined the term "Artificial Intelligence?"

4. What is the difference between Typical Software and AI?

Q.3 Make rock paper scissor game with the help of card board. (Roll No 1-20)

**Make a poster in 3D paint about your summer holiday, including the places you visited and what you enjoyed most.
(Roll no- 21-40)**



BGS INTERNATIONAL PUBLIC SCHOOL
DWARKA SEC -5 NEW DELHI



SESSION:2025-26

SUMMER

ASSIGNMENT

MUSIC

CLASS:VIII

A decorative border of various musical notes, including eighth, quarter, and half notes, surrounds the central text area.

CLASS VIII

- Draw a picture of any **two** musical instruments which you have used in your Music room.
- Introduce any **one** of your favourite musical instrument in your own words.
- Describe any **two** Ancient Indian Musical Instruments .

Class 8


ART ASSIGNMENT

Section A & C

Activity: Lippan Art

Materials Required :-

- Cardboard (MDF)
- Mould clay
- Fevicol/Fabric glue
- Acrylic colours
- Brushes
- Mirrors



Section B & D

Activity: Jute Basket

Materials Required:-

- Jute yarn
- Cardboard
- Beads/Fringe (for decoration)

