




BGS INTERNATIONAL PUBLIC SCHOOL

SECTOR-5, DWARKA, NEW DELHI - 75

Service to
Mankind is
Service to God



OUR MENTORS



CLASS VI SUMMER ASSIGNMENT

SESSION: 2025-26



WEEK	SCHOLASTIC	CO-SCHOLASTIC
I	ENGLISH	ARTIFICIAL INTELLIGENCE
II	HINDI	MUSIC
III	FRENCH/SANSKRIT	BLOCK PRINTING
IV	MATHEMATICS	WHIZKIDS
V	SCIENCE	
VI	SOCIAL SCIENCE	





ENGLISH HOLIDAY HOMEWORK

1. Create a Comic Strip

- Design a short comic strip (A3 Sheet) based on a day in the life of an alien who visits Earth.
- Use dialogues and speech bubbles.
- Make the story creative and humorous.
- Color it neatly and give it an interesting title.

2. Treasure Hunt of Words

- Find and write 5 rare or new English words from books or articles you read.
- Write their meanings and use each in your own sentence.
- Mention the book or source where you found each word.
- Use a colorful chart to display them.



3. News Anchor

- Watch or read the news every day.
- Write one positive or inspiring news story every day for a week.
- Mention the date, place and temperature.
- Paste a related image or draw a small sketch.
- Make it neat like a news journal.

4. Grammar Ninja Challenge

- Create a fun poster (A4 sheet) showing 4 types of sentences (declarative, interrogative, exclamatory, imperative).
- Write one creative example for each.
- Add small cartoons or doodles to explain each type visually.
- Make it colourful and informative.

5. Revise your grammar and literature thoroughly

- Go through chapters and exercises done in class.
- Practice questions from your Good with Grammar and Golden Leaves books.






AI HOLIDAY HOMEWORK

Work to be done In Ai notebook

Q.1 Multiple Choice Questions

1. Intelligence is:
 - (a) the ability to think
 - (b) to learn from experience
 - (c) to use our knowledge to deal with new situations
 - (d) all the above
2. Animals possess:
 - (a) no intelligence
 - (b) natural intelligence
 - (c) artificial intelligence
 - (d) none of the above
3. Artificial Intelligence aims to:
 - (a) make humans more intelligent
 - (b) develop intelligent machines
 - (c) make machines in order to overpower humans
 - (d) make machines that would rule our planet
4. Which of the following is an example of Artificial Intelligence?
 - (a) Google home
 - (b) Alexa
 - (c) Siri
 - (d) all the above
5. Which of the following is an advantage of artificial intelligence?
 - (a) takes less time to solve problems
 - (b) efficient in multi-tasking
 - (c) capable of good so...
 - (d) none of the above
6. Artificial Intelligence is about
 - (a) making a machine Intelligent
 - (b) putting human intelligence in a machine



- (c) playing a game on a machine
- (d) all of the above

Q.2 TRUE AND FALSE

1. Just like humans, animals, too, possess intelligence.
(b) False
(a) True
2. All humans, animals and machines have same types of intelligence.
(a) True
(b) False
3. Human brain can perform ten billion operations per second.
(a) True
(b) False
4. Humans are better than computers at performing all tasks.
(a) True
(b) False
5. AI powered machines continuously learn from experience and improve their performance.
(a) True
(b) False
6. Animals adapt to their surroundings by learning to change their habits and behavior.
(a) True
(b) False
7. The process of learning, comparing a previous experience, making a decision, and accordingly acting upon it is human intelligence.
(a) True
(b) False

Q. 3 Write any 5 application of artificial intelligence that we use in our daily life on A3 size sheet with their images. (Roll No 1-20)

Make a poster in 3D paint about your summer holiday, including the places you visited and what you enjoyed most and take the printout of it. (Roll no- 21-40)



सप्ताह -



1. पठन तथा लेखन कार्य-

(क)

अनुक्रमांक	एकल उपयोग प्लास्टिक (Single Use Plastic) से संबंधित कार्य
1-10	1. अनुच्छेद : एकल उपयोग प्लास्टिक (Single Use Plastic) के नुकसान और इसके विकल्पों पर एक अनुच्छेद लिखें।
11-20	2. लघु कथा: एकल उपयोग प्लास्टिक (Single Use Plastic) के उपयोग से होने वाले नुकसान पर एक लघु कथा लिखें।
21-30	3. पत्र लेखन: एकल उपयोग प्लास्टिक (Single Use Plastic) के उपयोग को कम करने के लिए एक पत्र अपने मित्र या परिवार के सदस्य को लिखें।
31-38	4. कोलाज बनाना: एकल उपयोग प्लास्टिक (Single Use Plastic) के उपयोग को कम करने के लिए एक कोलाज बनाएं। (A-4 शीट पर बनाएं)

(ख) बाल रामायण के पाठ 1 से 7 पढ़ें।

2. प्रतिदिन एक सुलेख लिखें । (7 दिन)

हिंदी समाचार पत्र में से किन्हीं 7 दिन के समाचार चिपकाकर उस समाचार को सुंदर शब्दों में सुलेख के रूप में लिखिए।

नोट :- आपके कार्य को इन संदर्भों के अंतर्गत जाँचा जाएगा -

- वर्तनी की शुद्धता तथा लिखावट का ध्यान रखें।
- भाषा सरल , सुबोध सटीक व स्तरीय होनी चाहिए।
- अंग्रेजी शब्दों के प्रयोग से बचें ।
- प्रस्तुतीकरण (Presentation) , क्रियात्मकता (Artistry)
- रचनात्मकता या सृजनात्मकता (Creativity)

➤ दिए गए कार्य- 1 तथा 2 को किसी भी एक छोटी-सी हिंदी की पुस्तिका में कीजिए ।

3. ए-4 आकार के कागज (शीट) को किसी भी आकृति (Shape) में काटकर नीचे दिए गए किसी एक विषय पर अपने अनुक्रमांक के अनुसार कार्य करें।

- पर्यायवाची शब्द(15) (1-12)
- विलोम शब्द(15) (13-24)
- अनेक शब्दों के लिए एक शब्द(15) (25-38)



4. अब तक पढ़ाए गए सभी पाठों का पुनराभ्यास करें तथा अपनी कार्यपुस्तिका का कार्य पूर्ण करें। व्याकरण पुस्तक से 25 विलोम तथा 25 पर्यायवाची शब्द याद करें।

- दिमाग और मन को एकाग्रचित करके लिखने का अभ्यास करें।
- लिखकर याद करने से कार्य दिल व दिमाग पर छप जाता है।
- शब्दों को बार-बार दोहराने से व बार-बार लिखने से भूलते नहीं हैं।

➤ नियमित रूप से हिंदी समाचारपत्र, पत्रिकाएं, कहानियाँ पढ़ें व दूरदर्शन पर हिंदी



BGS INTERNATIONAL PUBLIC SCHOOL
DWARKA SEC -5 NEW DELHI



SESSION:2025-26

SUMMER

ASSIGNMENT

MUSIC

CLASS:VI

A decorative border of various musical notes, including eighth, quarter, and half notes, surrounds the central text area.

CLASS VI

- Write down any one biography of Indian Music Maestro.
- Draw a picture of any two musical instruments which you have used in your Music room.
- Introduce any one of your favourite musical instrument in your own words.



BONNES VACANCES !



FRENCH SUMMER ASSIGNMENT


WEEK -3

Q1: Make a clipart on:

French culture using A3/A4 size sheet. (ROLL No.1- 18)



French monuments using A3/A4 size sheet. (ROLL No.19 onwards)



PARIS


Q2: Make a French pocket dictionary. Paste or draw pictures, write words with meanings in (English) using creativity. (Write at least 2 words for each Alphabet.)



Q3: Write numbers from 1-100 in your notebooks in French. (Refer Page No. 49 in Methode)



Q4: Make beautiful bookmark on numbers / alphabets / greetings (any one) in French.



BGS INTERNATIONAL PUBLIC SCHOOL

SECTOR-5, DWARKA

FRENCH SUMMER ASSIGNMENT

(2025-26)

Q1. Répondez aux questions : (Respond to the questions)

- a. Comment ça va ?
- b. Comment vous appelez-vous ?
- c. Quel âge as-tu ?
- d. Où habitez-tu ?

Q2. Écrivez en français : (Write in French)

- a. Pardon me sir
- b. See you very soon.
- c. Please (Formal)
- d. Enjoy your Meal
- e. Sorry
- f. City of Lights
- g. French Flag

Q3. Reliez les colonnes : (Matching)

- | | |
|----------------|------------------|
| a. Merci | Good night |
| b. Bonne nuit | Excuse me |
| c. À demain | Thank you |
| d. Excusez-moi | See you tomorrow |

Q4. Mettez le dialogue en ordre : (Put the dialogue in correct order)

- Dan : Comme ci comme ça.
- Paul : Au revoir !
- Dan : Salut Paul ! Ça va ?
- Paul : Tu es gentil.
- Dan : Merci beaucoup !
- Paul : Oui, Ça va. Et toi ?

Q5. Trouvez la question : (Find the question)

- a. Je vais bien, merci. (Formal)
- b. Pas mal. (Informal)
- c. Je m'appelle John. (Informal)
- d. J'ai dix ans. (Formal)

Q6. Retrouvez les mots suivants :

- a. Jubnoro
- b. Dmaeam
- c. Rcmie
- d. Eiromnsu

Q7. Écrivez un pronom sujet : (Write pronouns)

For example: My brother: Il

- a. My mother:
- b. My uncle:
- c. You (Informal):
- d. You and your sister:
- e. I and my friends:
- f. They:

Q8. Écrivez les nombres en Français :

- a. 0
- b. 11
- c. 16
- d. 20
- e. 18
- f. 7

Q9. Mettez les accents : (Put Accents)

- a. Noel
- b. Fee
- c. Pere
- d. Lecon
- e. Tete

Q10. Nommez les choses suivantes : (Name them)

- a. Paris est la capitale de la _____.
- b. Les Champs Élysées est une _____ à Paris.
- c. _____ et _____ sont des fromages français.
- d. _____ et _____ sont des vins français.
- e. Le _____ français est tricolore.
- f. L'_____ est la monnaie unique européenne.

Q11. Complete avec les nombres :

Avant (Before)	Nombres	Après (After)
	UN	
	DIX	
	TREIZE	
	CINQ	
	DIX-NEUF	



ग्रीष्मावकाशीय कार्याणि विषय – संस्कृतम् कार्य अवधि–सप्ताहत्रयम्



शूरा वयं धीरा वयं

शूरा वयं धीरा वयं वीरा वयं सुतराम्।

गुणशालिनो बलशालिनो जयगामिनो नितराम् ॥1॥ शूरा वयं.....।

दृढमानसा गतलालसाः प्रियसाहसाः सततम्।

जनसेवका अतिभावुकाः शुभचिन्तका नियतम् ॥2॥ शूरा वयं.....।

धनकामना सुखवासना न च वञ्चना हृदये।

ऊर्जस्स्वाला वर्चस्स्वाला अतिनिश्चला विजये ॥3॥ शूरा वयं.....।

गतभीतयो धृतनीतयो दृढशक्तयो निखिला।

यामो वयं समराङ्गणं विजयार्थिनो बालाः ॥4॥ शूरा वयं.....।

जगदीश हे ! परमेश हे ! सकलेश हे भगवन्।

जयमङ्गलं परमोज्ज्वलं नो देहि परमात्मन् ॥5॥ शूरा वयं.....।

निर्देशाः —

1. सभी छात्र कोई भी एक संस्कृत गीत सस्वर याद करेंगे।
2. सभी छात्र अपनी नोटबुक में अस्, कृ तथा गम् धातुरूप लट् तथा लृट्लकार में लिखकर याद करेंगे।
3. सभी छात्र अपनी नोटबुक में बालक तथा बालिका शब्दरूप लिखकर याद करेंगे।

4. सभी छात्र अपनी नोटबुक में 15 फलों तथा 15 सब्जियों के नाम लिखकर याद करेंगे।

❖ केवल कक्षा-डी के छात्र कोई 6 फलों के चित्र चार्टपेपर में बनाएंगे।

 फलों के नाम संस्कृत में				
				
आम्रं आम	कदलिका केला	दाडिमम् अनार	सेवम् सेब	अनानासम् अनानास
				
द्राक्षाफलम् अंगूर	नारंगम् संतरा	मतुलुङ्गम् मौसमी	निम्बुकम् नींबू	कालिंदम् तरबूज
				
सीताफलम् सीताफल	अमृतफलम् अमरूद	मधुकर्कटी पपीता	अंजीरम् अंजीर	तृण-बदरम् स्ट्रॉबेरी
				
नारिकेलम् नारियल	तित्तिडीकम् इमली	खर्बूजम् खरबूजा	लीचिका लीची	कीवी फलं कीवी

❖ केवल कक्षा-सी के छात्र कोई 6 सब्जियों के चित्र चार्टपेपर में बनाएंगे।

 सब्जियों के नाम संस्कृत में				
				
शाकः सब्जी	आलुकः आलू	पलाण्डुः प्याज	भिण्डिका भिंडी	गोजिह्वा फूल गोभी
				
रक्ताङ्गकः टमाटर	वृन्ताकः बैंगन	मरीचं मिर्च	अलाबु लौकी	पनसम् कटहल
				
कपिशाक पत्ता गोभी	पालङ्क चकुंदर	कोषफलम् कद्दू	कालयः मटर	छत्र मशरूम
				
कारवेल्लः करेला	चर्भटिः खीरा	महामरीचिका शिमला मिर्च	गुञ्जनम् गाजर	कपिशाक हरी गोभी

❖ कक्षा-बी के छात्र कोई भी एक पर्यटनस्थल का आकर्षक, मनोहर चित्र तैयार करेंगे।



नोट- आकर्षक एवं मनोहर कार्यों के लिए 10 अंक प्राप्त होंगे।

Class 6

ART ASSIGNMENT

Section B & C

Activity: Pot or Vase Painting

Materials Required:

- Pot/Vase of terracotta clay
- Acrylic colours
- Brushes



Section A & D

Activity: Aluminium Foil Relief Art

Materials Required:-

- Aluminium foil
- Cardboard
- Glue
- Pencil





WEEK-4



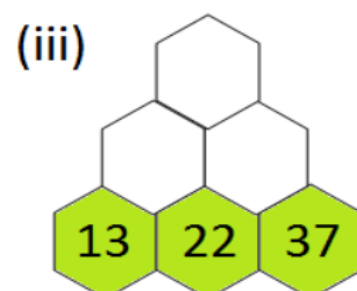
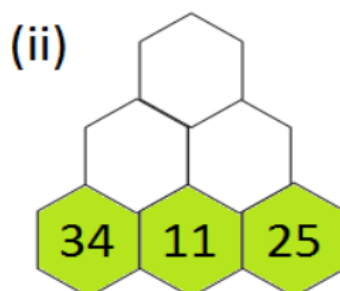
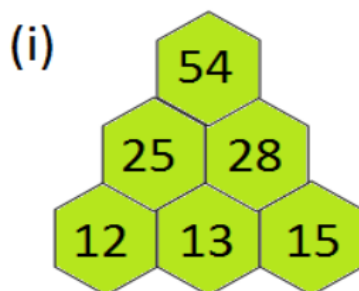
TASK – 1

1. Represent pictorially the shape sequences up to 6th term. (Do it on coloured A4 size sheet)

(All 1's, Counting Numbers, Odd Numbers, Even Numbers, Triangular Numbers, Squares, Cubes)

TASK – 2

2. a) Complete the given pyramid. First one is done for you.



b) Make the series by following the pattern:

i)

A	Z	C	Y	E	X
---	---	---	---	---	---

ii)

6	F	8	H	10	J
---	---	---	---	----	---

TASK – 3

3. Write the formula to find 'nth' term of each number sequences. (Do it on coloured A4 size sheet)

TASK – 4

4. PROJECT WORK

ROLL NO. 1 – 13

- **Make a collage or Poster depicting the uses of mathematics in real world.
(Do it on coloured A4 size sheet)**


ROLL NO. 14 – 26

- **Draw different angles (Acute, Obtuse, Right, Straight, Reflex) and lines (Parallel, Intersecting and Perpendicular Lines) using matchsticks or ice-cream sticks or paper straw.
(Do it on coloured A4 size sheet)**

ROLL NO. 27 – 38

- **Make the paper craft that incorporate the concept of angles. For reference, you can check Page 43 of NCERT Book. You can use your creativity to make different crafts.**

Examples:



TASK – 5

5. Revise all the topics covered in the class.

1. Read newspaper daily . Write 2 National and 2 International news daily in your Whizkids notebook.



2. Update your current affairs for test post vacations.




3. Make a table of 10 countries and their currencies. (make it beautiful with pictures)

4. Make a collage on A4 size sheet of the following topic and paste it in your Whizkids notebook :



- A list of 10 states and the famous classical/ folk dance from each. Paste pictures of dance forms, costumes and instruments)





WEEK-



SCIENCE- It's like magic but real.

GENERAL INSTRUCTIONS:

1. Use a separate scrap book and an A4 sheet for science assignment.
2. Submit your science assignment with complete Name , Class & Section .
3. Write Heading on top of the page in your scrap book.(For Example: TASK-_____)
4. Revise all the topics taught till date.



TASK # 1 (World Environment Day)

- World Environment Day is celebrated on 05 June every year.
- The theme for World Environment Day 2025 is # Beat Plastic Pollution , focusing on addressing the global issue of plastic pollution. The Republic of Korea will host the global celebrations , aiming to mobilize communities worldwide to implement solutions and advocate for change.

METHODOLOGY:

- Take an A - 4 size sheet of any colour .
- Make a POSTER on – Beat Plastic Pollution
OR
Our Power : Our Planet



TASK # 2 (Let's find out)

Single-use plastic products (SUPs) are used once , or for a short period of time, before being thrown away.



METHODOLOGY:

- Look around in your house carefully. Collect & paste pictures of some Single-use plastic products (SUPs) . Also write any five ways to reduce plastic.
(Note: Paste at least 5 pictures in the scrap book.)

TASK # 3 (Budding Scientists)


Make a working model on any topic of your choice

(You can take ideas from the given topics also.)

- Lemon Battery
- Digestive system
- Any magnetic toy
- Any quiz / game with the use of technology

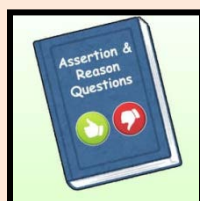
OR

- Write an experiment to test the presence of protein in food in your scrapbook.



TASK # 4 (Let's be Logical)


- Solve the given worksheet on Assertion and Reasoning_(with pencil) and paste it in your science notebook.



- Make 30 multiple choice questions from chapter 1 and 2 from NCERT textbook in your scrap book.

TASK # 5 (LET'S REVISE)

- Learn all the topics covered till date.
- Read Chapter :3 (Mindful Eating: A path to a healthy body)


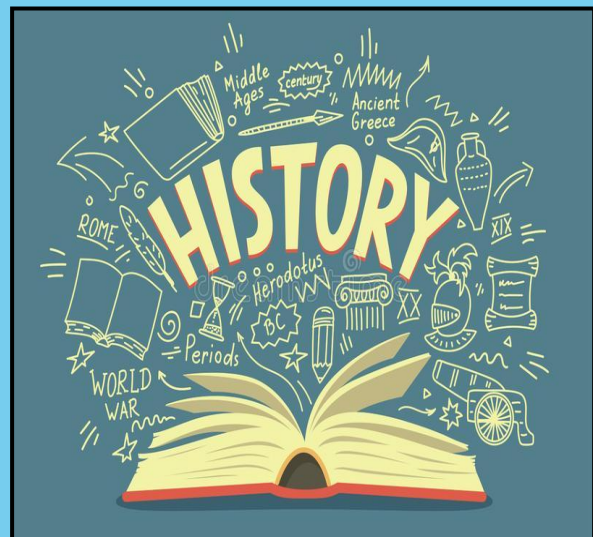



SOCIAL SCIENCE

HOLIDAY

Homework

Week 6



GENERAL INSTRUCTIONS

1. Use coloured A4 size sheet for doing assignment.
2. Mention your full name, class and section on every assignment.
3. Write questions along with answers.
4. Work should be neat and clean.
5. Revise the work done in April and May month.



TASK 1

ANSWER THE FOLLOWING QUESTIONS

1. What is the difference between AD and BC?
2. Why longitudes and latitudes are important to us?
3. Briefly explain the concept of "INDIAN PRIME MERIDIAN".
4. What is a grid? Explain with the help of diagram.
5. Explore the different components of the map. How do these components contribute to the effectiveness of a map as a tool for conveying geographical information?
6. Draw a detailed flow chart on the different sources of history.
7. Mention two changes in the life of early man after the discovery of agriculture.
8. Why it is important to study the past? What is the contribution of archaeologists in it?
9. Show the stages of evolution of humans with the help of diagram.

TASK 2

1. Paste a political map of India in your geography notebook with all states, union territories and their capitals. Write down all in your notebook too.

TASK 3

1. Make a list of any 10 historical places and fill the given table.

S.NO.	NAME	BUILT BY	YEAR (BC/AD)	DETAILS

TASK 4

PROJECT BASED

Roll No. 1 to 6

- Make a model on “TOOLS OF DIFFERENT AGES”.

Roll No. 7 to 12

- Make a model on different “LANDFORMS OF INDIA” like mountains, northern plains, desert, plateau, coastal plains etc.

Roll No. 13 to 18

- Make a model on “HARMFUL EFFECTS OF PLASTIC”.

Roll No. 19 to 24

- Make a model on “ANCIENT INDIA” and “MODERN INDIA”.

Roll No. 25 to 30

- Make a model on “DIVERSITY IN INDIA”. On the basis of different dresses, food, culture etc.

Roll No. 31 to 38

- Make a working model on “WATERFALL”.

TASK 5

1. Revise CH 1, CH 4 and CH 7 for PT 1



Happy vacation
WISHES
FOR THE BEST
HOLIDAY EVER



Enjoy
Summer
Holiday

