



**BGS INTERNATIONAL PUBLIC SCHOOL
DWARKA SEC -5 NEW DELHI**

HOLIDAY ASSIGNMENT

CLASS V

SESSION 2025-26

WEEK 1 READING



Objective: To promote brain development and imagination, to develop and expand the language skill, to boost one's critical thinking skill.

- Select any book of Sudha Murthi, Roald Dahl or Ruskin Bond and finish it within a week. 1. Try to search the meaning of difficult words you find in the book. Take the help of Dear Dictionary!! Prepare the cover book of the story with your imagination.

WEEK 2
SPEAKING/WRITING

Objective:

- Writing: To activate and reinforce the writing, grammar, vocabulary, and punctuation skills of the students.
- Speaking: To communicate effectively in spoken English on issues and ideas with a reasonable degree of fluency and accuracy in different social settings and different kinds of social encounters

- FUN TIME –FAMILY TIME:

1. Take an A4 sized sheet and write the summary of a novel/storybook which you have read during holidays. Paste the pictures of the writer.
2. Collect the information ON single use plastic and prepare a JINGLE. Recite it in front of your friends and family members. Write a slogan to make the society aware of it. Use A4 size sheet.



WEEK 3 LISTENING



Objective: To promote attention, attitude, and adjustment as components of active listening, to determine a speaker's intended message, being able to thoughtfully respond to a speaker's message, and to appreciate music.

- Watch any animated/non animated/mythological/documentaries- movie of your choice.

Like: -- Charlie & the chocolate factory, Honey, I shrunk the kids! Mulan, Wish, Kung Fu Panda 4, How to train your Dragon etc.

WEEK 4
CREATIVITY



Objective: To generate ideas toward accomplishing a goal or solving a problem with the use of logic.

SMART - Specific, Measurable, Achievable, Realistic and Time-constrained.

VA & VB:

Holidays - the right time to do something.

Prepare a NEWSPAPER on PLASTIC WASTE MANAGEMENT.

Write articles, puzzles, quotes, crosswords etc. Draw or paste pictures to make it attractive. Give a heading to the Newspaper




**PLASTIC WASTE
MANAGEMENT**


VC & VD:

Make an attractive TRAVELOGUE

Prepare a visual and written account of your travel to any hill station/a beach in A4 size-coloured sheets (in booklet form) Paste pictures and write captivating captions.



WEEK 5 REVISION




Objective: To recall the details of the topics that already done in the class.

SYLLABUS for PT-1

- Reader: Peter Pan and His Shadow, Ice Golawala
- Grammar: Sentences, Subject & Predicate, Nouns, Gender, Number
- Comprehension: Prose
- Creative writing: Picture composition
(Refer text books, note book and worksheets)

CREATIVITY WEEK 1	LEARN O' FUN WEEK 2	TABLES WEEK 3	MAGIC WEEK 4 (THINK 'N' LEARN)	REVISION WEEK 5
<p><u>Learning Objective:</u></p> <ul style="list-style-type: none"> * To learn the formation of different 3- dimensional shape. * To visualise and recognise shapes 	<p><u>Learning Objective:</u></p> <ul style="list-style-type: none"> * To develop child's fine motor and cognitive skills 	<p><u>Learning Objective:</u></p> <ul style="list-style-type: none"> *To promote brain development. 	<p><u>Learning Objective:</u></p> <ul style="list-style-type: none"> * To boost mental ability skills and think critically. 	<p><u>Learning Objective:</u></p> <ul style="list-style-type: none"> * To recapitulate and enhance writing skills.
<p><u>Project: GEO-FUN</u> <u>GEO-BOT OR GEO- CITY</u> (CHOOSE ANYONE)</p> <p><u>Procedure:</u> <u>GEO-BOT</u>-Use cereal box, paper tubes , cans (recycled products) to transform into a 3d robot OR <u>GEO-CITY</u> --Take a cardboard and set up a city with 2d and 3d shapes. Children will utilize many types of geometric skills such as building nets to create structures</p> <div data-bbox="152 948 533 1369" data-label="Image"> </div> <div data-bbox="560 951 936 1369" data-label="Image"> </div>	<p>Topic : <u>ZENTANGLE PATTERN</u> <u>Procedure: (Fun way Learning)</u></p> <p>Make a greeting card with zentangle pattern on A4 size coloured sheet.</p> <div data-bbox="1003 951 1209 1382" data-label="Image"> </div>	<p>Topic : <u>TABLES</u></p> <p>Learn all the tables from 12 to 20.</p> <div data-bbox="1249 995 1478 1430" data-label="Image"> </div>	<p>Topic: <u>SQUARE NUMBERS</u></p> <p><u>Procedure:</u> Observe the pattern followed by square numbers. Reference (Math book Pg no. 122) Children will write the same pattern of square numbers on any A4 size sheet .</p>	<p><u>SYLLABUS FOR PT1</u></p> <p>Chapter-1 (Large Numbers) And Chapter-2 (Four Operations) Only Ex 2.1 to Ex 2.4</p> <p>Revise all the topics and the worksheets done in theclass.</p>

Week One	Week Two	Week Three	Week Four	Week Five
<u>Learning Objective</u> To know about great Indian scientists	<u>Learning Objective</u> To build research and analytic bent of mind	<u>Learning Objective</u> Do away with stress, Fun activity	<u>Learning Objective</u> To inculcate responsibility, creativity	<u>Recapitulation of Chapters</u> PT-I SYLLABUS 1.Our constitution 2.Dignity of labour 3. Case study
				






<p>Choose four Indian scientists gather information about them. Use A4 size sheets to paste their pictures and for the write up.</p>	<p>Choose any five plants and animals (in total) of your choice, gather all information you can, about them e.g name, habitat, climate . You can draw paste and create small booklet to gather the information.</p>	<p><u>HOW TO MAKE IT:</u></p> <ol style="list-style-type: none"> 1.FILL THE JAR ABOUT 3/4 FULL WITH WARM WATER 2.ADD 1-2 TABLESPOONS OF CLEAR GLUE (THIS WILL HELP SLOW THE MOVEMENT OF THE GLITTER) 3.POUR IN A FEW SPOONFULS OF GLITTER 4. OPTIONAL: ADD A DROP OR TWO OF FOOD COLORING TO TINT THE WATER 5. SEAL THE LID TIGHTLY (YOU CAN EVEN GLUE IT SHUT FOR EXTRA SECURITY) 6. SHAKE THE JAR AND WATCH THE GLITTER SWIRL AND SLOWLY SETTLE 	<p>How to Make Rock Candy or Sugar Crystals</p> <ul style="list-style-type: none"> • 3 cups sugar • 1 cup boiling water • Food coloring <ul style="list-style-type: none"> • Dissolve the sugar in the water. • Add coloring and flavoring (if desired). • Pour the solution into a glass jar. • Hang a string or skewer in the jar so that it is in the liquid. • Crystals take about a week to grow. 	
--	---	---	---	--

Resource person: Ms M. Bajpayee

Subject :EVS

श्रोत कर्ता - नमिता सिंह

नीचे दिए गए कार्य को साप्ताहिक आधार पर करें ।

	सप्ताह 1	सप्ताह 2	सप्ताह 3	सप्ताह 4	सप्ताह 5
उद्देश्य	स्मरण शक्ति का विकास	लेखन के प्रति रुचि जागृत करना ।	साकारात्मक गुणों को अपनाकर व्यवहार में लाना ।	रचनात्मक	मूल्यांकन परीक्षा 1 अभ्यास करें ।
विषय	कोई दो कहानी पढ़ें । उससे मिली शिक्षा तथा कहानी का सार, कठिन शब्दों के अर्थ तथा पाँच शब्दों के वाक्य लिखकर एक सुंदर सा ए4 पेज़ का कवर बनाकर हिन्दी की पुस्तिका बनाइए । 	विशेषण शब्द V-A,B संज्ञा शब्द V-C,D चार्ट पेपर पर चित्र सहित 10-10 लिखिए । 	प्लास्टिक मुक्त भारत बनाने के लिए अपना सुझाव चित्र सहित कक्षा की कापी में लिखिए । 	अपनी पसंद का एक मुखौटा बनाइए। उसे पहनकर अपना विचार कक्षा में प्रस्तुत कीजिए । 	पाठ - अरमान और एक पौधे की समुद्र यात्रा तथा कक्षा में किए गए सभी कार्य का अभ्यास करें। 

नोट: हिन्दी सुलेख पुस्तिका में सुलेखाभ्यास करें। (हिन्दी सुलेख पुस्तिका-5, मनोज पब्लिकेशनस, मधुबन सुलेख पुस्तिका-5, मिलेनियम सुलेखाभ्यास-5 आदि में से किसी एक में कर सकते हैं।)

Class V

ART ASSIGNMENT

Section A and B

Topic: Create a Miniature Model Using Natural Materials

Instructions:

Create a miniature model of your choice using eco-friendly and natural materials like ice cream sticks, small tree branches, or pebbles.

Note: Try to use only natural or recycled items to support the idea of protecting and respecting nature.



Class V

ART ASSIGNMENT

Section C and D

Topic: Create a Nature-Inspired Masterpiece Using a Coconut Shell

Instructions:

Create a beautiful and eco-friendly masterpiece using a coconut shell. Decorate it creatively and turn it into a mini planter. Grow your own small plant or moss in it to promote love for nature and sustainable living.

Note: This activity promotes the use of natural and recycled materials while encouraging students to care for the environment by growing their own plant.

