



# BGS INTERNATIONAL PUBLIC SCHOOL SECTOR-5 DWARKA, NEW DELHI

SESSION 2025-26

CLASS III



**Dear children**

It's time for a fun filled and relaxing summer break. However, during the long scorching summer months, whether you are travelling or at home, time must be spent meaningfully and interestingly so that you keep in touch with school work and have lots of fun. Switch on the thinking engines of your mind. Whatever you have learnt, just rewind.

## **GENERAL INSTRUCTIONS:**

- ✚ The assignments should be done as per the instructions are given. It should be neatly labelled and your name, class and section should be mentioned clearly.
- ✚ Do all the written work as specified by the subject teacher.
- ✚ The work will be assessed in terms of accuracy, neatness, creativity and timely submission.
- ✚ Revise all the work done in the notebooks, books and worksheets for PT1.

## Enhancement of Linguistic skills

### SUBJECT-ENGLISH

OBJECTIVE: Enhancement of Linguistic skills

RESOURCE PERSON: Ms. Kritika Chatterjee

### TO-DO LIST

- Write one page of cursive handwriting every day.
- Learn four new vocabulary words with their meanings daily.
- Must converse in English.
- Look for the difficult meanings in the dictionary rather than search on Google.

Week I Story Safari	Week II Hear & Discover	Week III Mic Masters	Week IV Creation Station	Week V Revision for PT-1
<u>Learning Objectives:</u> To enhance literacy skills and develop critical thinking skills of the students	<u>Learning Objectives:</u> To develop the listening abilities of the students and improve comprehension skills	<u>Learning Objectives:</u> To enhance the intrapersonal skills of the students and make them confident to express their thoughts and ideas clearly and fluently	<u>Learning Objectives:</u> To enhance their creativity, and enhance communication skills.	<u>Learning Objectives:</u> To reinforce the topics already learned in class and develop the confidence to comprehend them in the upcoming periodic test.
‘Books are a uniquely portable magic’. Dear children, it’s time to improve our vocabulary and enhance our communication skills by developing the habit of reading books. Make your holidays more	Besides improving current affairs and general knowledge, listening to the news has a positive impact on improving our listening skills and literacy skills. So, listen to the news of your interest every day and create a mini flipbook	<ul style="list-style-type: none"> <li>• Design a mask of an imaginary creature like dragons, fairies, aliens, unicorns, etc. and prepare a short fantasy story of that creature to narrate in class.</li> <li>• Make a puppet of your favourite character from the story you read and</li> </ul>	<p>Vocabulary is a key foundation for learning new information throughout life. A rich vocabulary helps us understand what we read more easily and deeply. So, let’s have fun with different words by making interesting crafts.</p> <ul style="list-style-type: none"> <li>• The students of <u>Section A</u> are advised to make a</li> </ul>	<p><u>Literature:</u></p> <p>Ch-1 The Missing Peasant Poem- Handwashing</p> <p><u>Grammar:</u></p> <p>Ch- Nouns Ch- Nouns: Types Ch- Nouns: Countable and Uncountable</p>

exciting by reading a book of any one of the following famous authors.

1. Mark Twain
2. Lewis Carroll
3. JK Rowling
4. Charles Dickens
5. Rudyard Kipling
6. Ruskin Bond



with  
'headlines'.



prepare few sentences to describe what you like about this character.



'Vocabulary Nest'  
of homophones.

- Section B is advised to create a 'Rainbow Wheel' of synonyms.
- Section C is advised to make a 'Wind Chime' using describing words (adjectives).
- Section D is advised to create a 'Dream Catcher' of action words (verbs).



Ch- Sentences  
Words - Alphabetical  
Order, Antonyms

Creative Writing:

Picture Composition

Unseen passage





## SUBJECT-HINDI

### अध्यापिका— मंजुली श्रीवास्तव

पहला सप्ताह	दूसरा सप्ताह	तीसरा सप्ताह	चौथा सप्ताह	पाँचवा सप्ताह
उद्देश्य—सृजनात्मक कौशल का विकास। (वर्ग—ए,बी) विशेषण की विभिन्न आकृतियों में लड़ियाँ बनाइए। (वर्ग—सी,डी) विलोम की विभिन्न आकृतियों में लड़ियाँ बनाइए।	उद्देश्य— कल्पनात्मक कौशल का विकास। जन्म दिन से सम्बंधित एक कार्ड बनाइए एवम् एक वाक्य में शुभ संदेश लिखिए।	उद्देश्य— पठन एवं स्मरण कौशल का विकास। प्रतिदिन हिन्दी का अखबार पढ़कर उनमें आए किन्हीं पाँच कठिन शब्दों के अर्थ शब्दाकोश में ढूँढ़ें।	उद्देश्य—रचनात्मक कौशल का विकास। अपनी मनपसंद कहानी (बच्चों की फुलवारी, लोक कथाएँ, मुंशी प्रेमचन्द्र जी की कहानियाँ, ईदगाह, मौँ आदि) पढ़कर किसी एक पात्र का वर्णन कक्षा में आने पर कीजिए।	उद्देश्य—करवाए गए कार्य की पुनरावृत्ति। आवधिक परीक्षा प्रथम का पाठ्यक्रम। साहित्य— पाठ—2 एंड्रोक्लीज और शेर पाठ—3 मैं गंगा हूँ व्याकरण —लिंग, सप्ताह, अपठित गद्यांश रचनात्मक लेखन 1.चित्र वर्णन
				

नोट: प्रतिदिन एक पेज सुलेख लिखिए। (पाँच लाइन की अलग से कॉपी/किताब जैसे:—मनोज पब्लिकेशनस, मधुबन सुलेख पुस्तिका आदि

बनाइए)

पुनरावृत्ति— किताब, कॉपी और अभ्यास पत्र से।


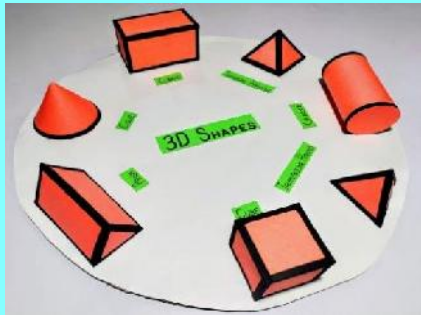

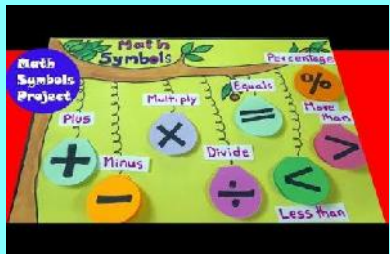


## SUBJECT-MATH

RESOURCE PERSON: MS. MANDEEP

When homework is fun, it's no work at all

### OBJECTIVE:

To enhance the creativity of the students, to develop art integration skills and to engage them constructively in the tasks assigned. The basic aim is to bring out innate potential in kids apart from being connected with the syllabus.





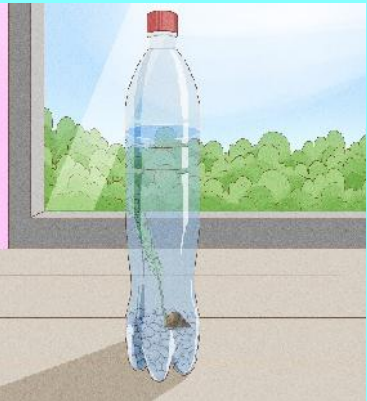
Week 1	Week 2	Week 3	Week 4	Week 5
SHAPE MANIA!	ART ATTACK !	LEARNING TIME!	PRACTICE TIME !	LET'S GET READY!
OBJECTIVE: To enhance the creativity.	OBJECTIVE: . To develop art integration skills	OBJECTIVE: To develop mental maths skills.	OBJECTIVE: To develop value of regularity and practice.	OBJECTIVE: To connect students with the syllabus for their overall development.
<p>Design a Shape Disc with miniatures of 3D shapes placed on it.</p>  	<p>Design a Mathematical Greeting card for your friend using different shapes or mathematical symbols . Size: 20cm x 15 cm(appox)</p>   	<p>Learn the tables from 2 to 15 and recite daily.</p> 	<p>Chapter 1-Complete Exercise 1.1, 1.2, 1.4 and 1.5 in book.</p> <p>Chapter 2- Complete Exercise 2.1 to 2.5 in book for the practice of addition sums.</p>	<p>Recapitulate the work done in class. Prepare for Periodic Test 1 (<u>Syllabus: Chapter 1 Numbers, Chapter2 Addition</u>)</p>

## SUBJECT-EVS

RESOURCE PERSON: MS. RICHA SHARMA

A little learning each day keeps the knowledge from fading away!

**OBJECTIVE:** To reinforce learning, encourage self-study, and promote creativity and responsibility through engaging and meaningful assignments during the holiday break.

WEEK 1	WEEK 2	WEEK 3	WEEK 4	WEEK 5
<p><b>Objective:</b> To help students learn about the major festivals of India, their significance and the time of year they are celebrated, while promoting cultural awareness and creativity.</p>	<p><b>Objective:</b> To help the students to understand the process of germination and observe how a seed grows into a plant.</p>	<p><b>Objective:</b> To enable the students, reinforce their knowledge of Indian states and their capitals.</p>	<p><b>Objective:</b> To help students understand how living and non-living things work together in nature by creating a small ecosystem in a bottle.</p>	<p><b>Objective:</b> To enable the students to revise the concepts done and reflect by practicing through writing.</p>
	<p>Process of Seed Germination</p>   <p><u>Instructions:</u></p>	 <p>Paste a political map of India in your EVS notebook and label all the states and their capitals neatly.</p>	 <p><b>Steps to Make Your Ecosystem:</b></p> <ol style="list-style-type: none"><li><b>1. Add Pebbles:</b> Put a layer of small stones at the bottom of the bottle to help with drainage.</li><li><b>2. Add Soil:</b> Put 1–2 inches of soil on top of the pebbles.</li><li><b>3. Add Plants:</b> Gently plant small grass, moss,</li></ol>	<p><u><b>SYLLABUS FOR PT 1</b></u></p> <p><b>Chapter 1: My Family</b></p> <p><b>Chapter 2: Our House: Our Shelter</b></p>



#### **Assignment Instructions:**

**1. Make a festival calendar booklet on an A4 size sheet:**  
Divide A4 size sheet into three equal parts. Staple the sheets together after making the booklet.

- Create a colorful monthly calendar (either hand-drawn or digital).
- Mark at least 1 major Indian festival in each month (you can include regional festivals too).
- For each festival, write:
  - Name of the festival
  - Religion or region it belongs to
  - One line about its significance

- 1. Place Cotton in the Cup:**
  - Fill the bottom of the cup with moist cotton or tissue.
- 2. Add Seeds:**
  - Place 2–3 seeds on top of the cotton, so they are clearly visible from outside the cup.
- 3. Water Gently:**
  - Sprinkle a little water on the cotton to keep it moist (not soaked).
- 4. Place in Sunlight:**
  - Keep the cup near a window where it gets some sunlight every day.
- 5. Watch and Record:**
  - Every day, check your seeds.
- 6. Bring the growing seed in the cup.**

- or other tiny plants into the soil.**
- 4. Add Water:**  
Pour a little water into the bottle to moisten the soil (don't make it soggy).
- 5. Add Tiny Creatures (Optional):**  
You can add a worm or an ant if you wish, but this is optional.
- 6. Close the Lid:**  
Seal the bottle with its cap or lid. This helps make it a closed ecosystem, like a mini-world.
- 7. Place in Sunlight:**  
Keep the bottle near a window where it gets light, but not direct hot sun.



## SUBJECT-ART

**Class : III A and III B**

**Topic: Mosaic Art Using Recycled Materials**

### Instructions:

Create a beautiful mosaic art piece on a 10x10 inch cardboard using recycled materials such as small pebbles or waste plastic straws.

Note: Try to use waste or leftover materials from home to promote the habit of recycling and caring for the environment.





**Class : III C and III D**

**Topic: Mosaic Art Using Recycled Materials**

**Instructions:**

Create a beautiful mosaic art piece on a 10x10 inch cardboard using recycled materials such as small pebbles or waste plastic straws.

Note: Try touse waste or leftover materials from hometo promote the habit of recycling and caring for the environment.



**Happy  
Summer  
Holidays!**

