

BGS INTERNATIONAL PUBLIC SCHOOL
SECTOR-5, DWARKA, NEW DELHI


CLASS - 1

SUMMER ASSIGNMENT

SESSION: 2025-26



hAPPY
Summer
hOLIDAYS





Summer vacation is the most awaited time of the year in the lives of students. It gives them an opportunity to take break from their daily routine, relax and enjoy with family and friends. It is time for children to explore their myriad interests and indulge in various activities which would lead to the all-round development.

Here are a few tips for parents to act as facilitators to help children pursue their hobbies, have adventure, indulge in creativity and self-expression with development of responsibility.

- Schedule and organize the days in advance.
- Help them to indulge in fun activities, play indoor and outdoor games and plan activities and develop hobbies and interests in the fields they like.
- Teach them the importance of moral values in life.
- Cultivate reading habit in your children – it creates memories and values.
- Encourage and help your child in shouldering responsibilities in household chores. It will aid them to be independent.
- Encourage the child to speak simple sentences in English. Motivate the child to use polite words such as 'Please', 'Thank You', 'Sorry', 'May I'.
- Spend more time with grandparents and talk to them. Listen to their old stories which show their love and affection for us. Their experience teaches us a lot.
- Encourage kids to take up volunteering. They can choose to visit an old-age home or distribute food among the underprivileged.

Tell your child different stories regularly and encourage him/ her to describe what she/he would do in similar situation.



One book is worth hundred friends". Books are of immense importance in our lives as they lead us on the right path to achieve our goals.

Reading books is a habit that everyone should inculcate as books are a storehouse of knowledge.

➤ Complete the "READING JOURNAL "given to you in the class.



1. Learn the spellings of the number names given below:

1 to 20 and 30, 40, 50, 60, 70, 80, 90 and 100

2. Learn tables of 2, 5 & 10

3. Complete Exercise 7.1 (page-105 & 106), Exercise 7.2 (page -107)
Exercise 7.3 (page -109,110,111,112 & 113)

Daily Math Challenge

A small worksheet with 3-5 questions each day (addition, subtraction, counting, comparing numbers).

Skip Counting Activities

Practice counting by 2s, 5s, and 10s with claps or jumps.

Calendar Fun

Look at a calendar.

Count how many Mondays and Fridays are in July.

Circle special dates!



पठन कौशल द्वारा भाषा के अर्थ को ग्रहण किया जा सकता है। इसके माध्यम से छात्र भाषा के भाव को समझ सकते हैं तथा अपने विचारों को लिखित रूप में व्यक्त कर सकते हैं।
पाठन क्रिया ही उचित वचन क्रिया का आधार है।

इसी कौशल को सुदृढ़ करने हेतु अभ्यासपत्र पढ़कर पूरा करें।

सुलेख

सु – सुंदर

लेख – लिखा हुआ


सुंदर लेखन अपने आप में एक रचनात्मक कला है। सुंदर लेखन विचारों की सुंदर अभिव्यक्ति है। किसी व्यक्ति को प्रभावित करने का उत्तम साधन है।

छात्र अपनी “प्रयास” नामक लेखन पुस्तिका (writing book) के पृष्ठ 5-10 तक का सुंदर लेखन में लिखित अभ्यास करें।

EXPLORER



- > Take a coconut and break into half with the help of your elders.
- > After taking out the kernel take one half of the coconut shell and fill it up with soil.
- > Now sow seeds of your choice in it.
- > Water it daily and watch the seeds sprouts.
- > Take pride in your sapling as it grows into a plant.
- > Give it a name of your choice.



➤ Learn the spellings of parts of the body given below:

| | | | | | | | | |
|-------|------|-------|------|--------|------|-------|---------|------|
| head | eyes | ears | nose | cheeks | lips | mouth | chin | neck |
| hands | arms | elbow | legs | knee | foot | toes | fingers | |



Make beautiful handmade Birthday Card

Step 1: Things You Will Need.

Coloured papers, pen, Pencil, Glue, Scissors.

Step 2: Creating the Blank Card.

Step 3: Cut Shapes Out of Different Coloured Card sheets As Shown in the Pictures.

Step 4: Write Your Message.

Step 5: Decorate Your Card.

Step 6: Decorate the Inside of Your Card.

Step 7: Your Card Is Ready!



"Shapes Garden" Project

Only for class I A

Idea:


Create a garden scene (On A4 size sheet) made only with shapes (circle flowers, triangle trees, rectangle houses).

Materials:

Colored papers

Scissors and glue

Crayons and sketch pens



How to do:

Cut different shapes: circles, squares, triangles, rectangles.

Arrange and glue them to make flowers, trees, clouds, sun, animals, etc.

Label the shapes ("Circle", "Square", etc.) around the garden.

Skills Covered:

Recognizing shapes

Understanding basic geometry

Creativity and decoration

BLEND GARDEN

ONLY FOR CLASS -I B

Objective : To help students recognise and practise beginning consonant blends (like bl,fl ,gr,tr) through a hands- on project.

Methodology : Make a garden of flowers. Write any blend in the centre of the flower and the words on the petals.

- ❖ You will need: A4 Size Sheet for base
- ❖ Coloured craft paper for flowers
- ❖ Green craft paper for leaves, straw for stems
- ❖ A pair of scissors , glue ,markers ,crayons



Steps : Choose the blends (bl,fl,gl,cl,pl,sl, cr, dr, fr,gr, pr,tr,sc)

- To make a garden of flowers (Make atleast 4 flowers).
- Write the blend in the centre of the flower(eg. bl)
- On each petal write a word (3 letters or 4 letters) starting with that blend and draw or paste a picture .
- Make a garden : Glue the flower to green paper to look like its growing in a garden.

Learning Outcomes : Students will be able to decode unfamiliar words more smoothly which will improve reading speed.

क्रियात्मक कार्य

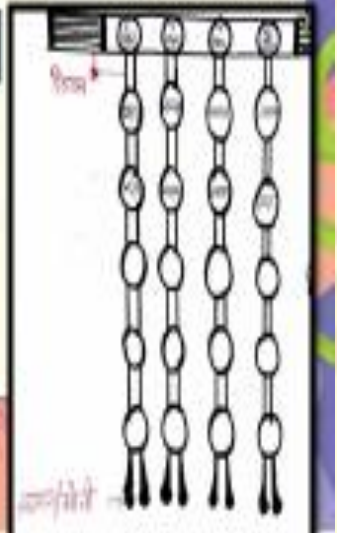

वॉल हैंगिंग

केवल कक्षा - I C के लिए

अपने आसपास के वातावरण को सुंदर बनाए रखने के लिए घर एवं विद्यालय की दीवारों पर जिन सुंदर क्राफ्ट का प्रयोग किया जाता है , उन्हें वॉल हैंगिंग कहते है ।

दो,तीन,चार,पाँच अक्षर एवं आ की मात्रा वाले शब्दों के प्रयोग द्वारा सुंदर वॉल हैंगिंग बनाए -

सामग्री-रिब्वन (Ribbon), रंगीन शीट के वृत्त (coloured sheet circles 5 cm each), मोती अथवा लटकन ।



Animal Mask

For Class-ID

Objectives:

- >To know about animals.
- >To foster creativity and hands-on experiment.

Learning Outcomes:

- >The students will be able to:
- ❖ Learn about animals.
- ❖ Develop fine-motor skills and dexterity.

Methodology:

- Use paper plates, ice cream sticks, spoons, colours, glitters etc..... to design and create a beautiful mask of the animal of your choice. Use your own creativity and imagination.
- Speak 5-6 lines on the chosen 'Animal' in the class.





Holidays are so much fun,
The time full of joy has come,
Holidays..... I keep waiting for some.....
Summer break, here I come...!



School reopens on 1st July, 2025