

B.G.S International Public School

Sector- 5, Dwarka, New Delhi


CURRICULUM



SUBJECT : English



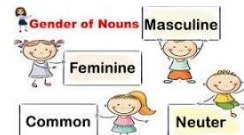
SESSION: 2025-26



TEXTBOOK : English Weaves (Eupheus Learning)

Teacher : Ms Sitara Kapoor

MONTH	CONTENT	OBJECTIVES	METHODOLOGY	EXPECTED LEARNING OUTCOMES	ACTIVITIES
APRIL	Capital Letters, Full Stops,	Understand and use simple punctuations in a sentence.	Worksheets	Learners will be able to punctuate a sentence properly.	Class room discussions and Q/A sessions.
	The Blue Jackal	To read and understand a simple story.	Reading in chorus	Learners will be able to read and understand the lesson thoroughly.	Discussion about herbivores and carnivores
MAY	*The Spice box' (Poem)	To read and understand the thoughts and imagination contained in a poem.	Reading and Explanation	Students will be able to read and recite the poem with actions and expression.	Let us know our spices.
	*Alphabetical order.	To understand alphabetical order	Worksheets Audio visual aids	Learners will understand alphabetical order and how to use a dictionary.	

MONTH	CONTENT	OBJECTIVES	METHODOLOGY	EXPECTED LEARNING OUTCOMES	ACTIVITIES
JULY	<p>1. Piya's wonderful friend.</p> <p>*Clouds (Poem)</p> <p>*Nouns</p>	<p>*Understanding a simple story about birds.</p> <p>*To read and understand a poem</p> <p>*To understand various compound words</p>	<p>Story telling through echo reading.</p> <p>Explanation method</p> <p>Audio visual aids Worksheets</p>	<p>*Learners will understand and love reading about the girl Piya and her friend.</p> <p>*Students will identify, understand and make various compound words.</p>	 <p>Know about Kingfisher.</p> <p>Noun game.</p>
AUGUST	<p>3. Amrita's Robot</p> <p>*Common and Proper nouns</p>	<p>*To understand how robots can help in household work.</p> <p>*Understand naming words</p>	<p>Echo reading Discussions</p> <p>Worksheets Explanation method.</p>	<p>*Learners will be able to understand the importance of healthy eating.</p> <p>*Students will be able to identify naming words.</p>	<p>If I had a robot.</p>  <p>Noun game (Write nouns with various letters of the alphabet)</p>

SEPTEMBER	Adjectives	*To understand adjectives and their relation with nouns	Worksheets	* Learners will be able to identify adjectives .	Adjective Game(Describe pictures and things)
	Pronouns	*To understand pronouns and use them correctly	Audio visual aids Worksheets	Students will be able to understand and use pronouns.	
OCTOBER	4. A Tricky Question	*To read and understand a funny story	Reading from the textbook	* Learners will be able to read and understand the story and know about historical characters.	Videos of more Akbar and Birbal stories
	Articles	* Understand the usage of indefinite articles (a, an) and definite article (the)	Audio visual aids Worksheets	* Students will be able to understand and use articles with ease.	 Article Tree
NOVEMBER	Gender	*To understand (masculine, feminine, common and neuter gender)	Worksheet Audio visual aids	*Learners will be able to understand gender and change it in a sentence.	
	Singular Plural	*Understand singular and plural nouns	Audio visual aids Worksheets	*Learners will be able to understand the different rules of singular and plural nouns.	Singular Plural story. Singular Plural song.

MONTH	CONTENT	OBJECTIVES	METHODOLOGY	EXPECTED LEARNING OUTCOMES	ACTIVITIES
DECEMBER	<p>*Born Free</p> <p>*Verbs</p>	<p>*To read the story and help children understand the importance of freedom.</p> <p>To understand verbs and its usage.</p>	<p>Echo reading</p> <p>Echo reading</p>	<p>* Learners will be able to understand about animals.</p> <p>* Learners will be able to understand various helping and main verbs.</p>	<p>Describe Freedom in your own words. (Kangaroo words)</p> 
JANUARY	Arun saves the day	*To understand a short story about a boy.	Echo reading	*Learners will be able to comprehend the story well	<p>Draw your favourite sport</p> 
FEBRUARY	<p>*The Swing (Poem)</p> <p>* Kabaddi</p>	*To read and recite a poem.	Echo Reading	* Learners will be able to recite a poem with clarity.	Recite the poem with action.
March	Revision				

Subject Teacher

BGS INTERNATIONAL PUBLIC SCHOOL



SECTOR 5, DWARKA, NEW DELHI





CURRICULUM (CLASS II)



SUBJECT : EXPLORER






SESSION: 2025-26

TEACHER'S NAME: Ms. ARCHANA VYAS

MONTH	CONTENT	OBJECTIVES	METHODOLOGY	EXPECTED LEARNING OUTCOMES	ACTIVITIES
APRIL	<p>1. MY FAMILY</p> <p>2. My Neighbourhood</p>	<p>Develops emotional intelligence. It will help students to understand relations and the concept of different types of families.</p> <p>Make sense of the world around you through observation and logical thinking.</p> <p>Develop the habits that keep students and their surroundings clean, healthy and safe.</p> 	<p>Explanation method Roleplay</p> <p>Explanation method Module.</p>	<p>Students will be able to identify the different types of families and understand the importance of sharing and cooperation in a family.</p> <p>Students will be able to realise the value of a good neighbourhood</p>	<p>Make a list of the activities which you enjoy with your family.</p>  <p>Prepare a list of good manners that everyone should learn. List the occasions which we celebrate with people in our neighbourhood.</p>
MAY	2. My Neighbourhood	<p>To inculcate the value of community living.</p> <p>To understand the importance of different occupations in our community</p>	<p>Explanation method Activity method Module</p>	<p>Students will be able to realize the value of a good neighbourhood</p> <p>To understand the function of basic service providers.</p>	<p>Display pictures of people who help us. Collect the images of the places in your neighbourhood and make a collage.</p>

JULY	<p>3. PLANTS AROUND US</p> <p>4. THE WORLD OF ANIMALS</p>	<p>Develops a positive regard for the natural environment around them.</p> <p>To identify & differentiate between different types of plants and to understand the functions of different plant parts.</p> <p>To explore more about the animal world and learn to classify them into different groups. Develops a positive regard for the natural environment around them.</p> 	<p>Demonstration</p> <p>Explanation method</p> <p>Module</p> <p>Demonstration</p> <p>Activity method</p> <p>Module</p>	<p>The students will be able to understand the importance of plants in our environment.</p> <p><u>Types of Plants</u></p>  <p>The students will be able to classify different animals under various groups.</p> <p>Appreciate the importance of behaving kindly towards animals.</p>	<p>Students will learn the different stages of germination by sowing seeds in a pot.</p> <p>Leaf printing.</p> <p>Enjoy and learn the song explaining their young ones and their home.</p>  <p>Paste or draw the things which we get from animals</p>
AUGUST	5. MY BODY	<p>To acquire the knowledge of different body organs and their functions.</p> <p>The importance of hygiene and cleanliness.</p>	<p>Demonstration</p> <p>method</p> <p>Explanation method</p> <p>Module</p>	<p>The students will be able to identify different body organs and understand the importance of hygiene & cleanliness.</p> 	<p>Paste the pictures of internal and external organs, explaining their functions.</p>

MONTH	CONTENT	OBJECTIVES	METHODOLOGY	EXPECTED LEARNING OUTCOMES	ACTIVITIES
SEPTEMBER	6. HEALTHY EATING.	<p>To know about the different types of food and their sources.</p> <p>Develops the habit that keep them healthy and safe.</p> <p>To understand the meaning and importance of a balanced diet.</p>	<p>Explanation method</p> <p>Inquiry method</p> <p>Demonstration</p> <p>Module</p>	<p>The students will understand the importance of healthy eating habits and a balanced diet.</p> 	<p>Design a healthy platter for all three meals.</p> <p>Prepare a chart showing a list of favourite healthy foods.</p>
OCTOBER	<p>7. SHELTER</p> <p>8. TOOLS WE USE</p>	<p>To understand the importance of shelter.</p> <p>To know different types of housing.</p> <p>To make students aware about different types of tools used in day today life.</p> 	<p>Demonstration method</p> <p>Discussion method</p> <p>Hands on learning method</p> <p>Demonstration method</p>	<p>The students will be able to identify the features of a good home.</p> <p>The students will be able to realize the uses and importance of different types of tools.</p>	<p>Draw and colour the different types of houses.</p> <p>Make a list of various tools used in day today life.</p> <p>Paste the picture of various tools used by different community helpers.</p>
NOVEMBER	<p>9. CLOTHES WE WEAR</p> <p>10. FESTIVALS AND CELEBRATIONS</p>	<p>To make students aware of the different types of fabrics and their sources.</p> <p>To know about the different festivals of India and why we celebrate them.</p>	<p>Explanation method</p> <p>Demonstration</p> <p>Module</p> <p>Hands-on method</p> <p>Explanation method</p> <p>Module</p>	<p>The students should be able to identify and understand the different clothes we wear in different seasons and on different occasions.</p> <p>The students will learn about different festivals and the stories related to them.</p>	<p>Collect and paste the pieces of different types of fabrics .</p>  <p>Prepare a poster on Diwali Decoration</p>

DECEMBER	11. COMMUNICATION	<p>To explain the importance of communication and the different types of communication.</p> <p>Modes of communication in olden days and today's world.</p>	<p>Demonstration method</p> <p>Module</p>	<p>The students should be able to understand the meaning and importance of communication.</p> <p>Students will learn about various ways of communication in the olden days and today's world.</p>	<p>To draw different types of modes of communication.</p> 
JANUARY	12. EARTH 	<p>To learn more about our Earth.</p> <p>Movements of Earth</p> <p>To know about the different types of landforms.</p>	<p>Demonstration method</p> <p>Module</p>	<p>The students will be able to identify the landforms.</p> 	<p>Make a poster about taking care of our Earth.</p>
FEBRUARY & MARCH	13. WEATHER AND SEASONS	<p>To know about the different seasons in a year and their characteristics.</p> 	<p>Explanation method</p> <p>Brainstorming</p>	<p>The students will learn about the importance of different seasons.</p>	<p>To prepare a seasonal craft.</p> 

**BGS INTERNATIONAL PUBLIC SCHOOL
SECTOR 5 , DWARKA, NEW DELHI
CURRICULAM**


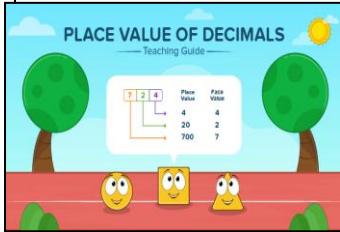
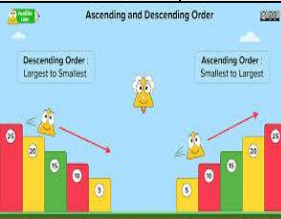


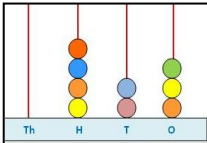
SUBJECT : MATHS


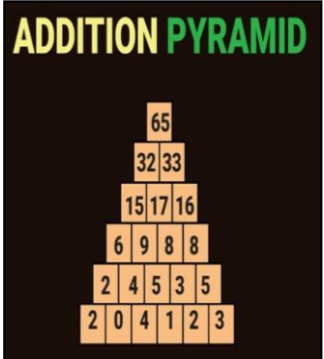
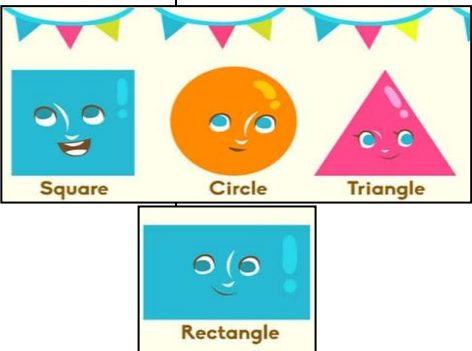
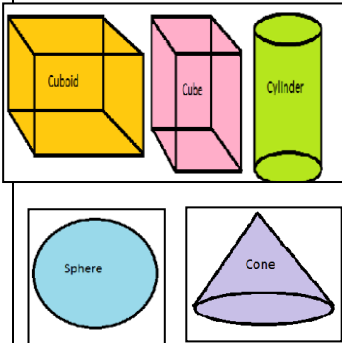
TEXT BOOK : THINK ABOUT MATHS


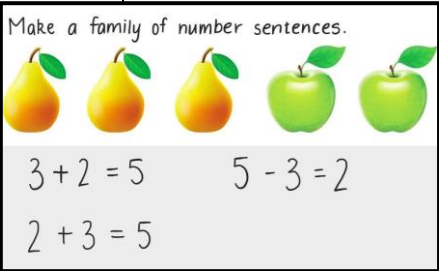
TEACHER'S NAME : MS. ARCHI IYER

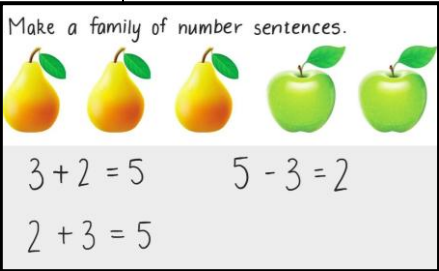
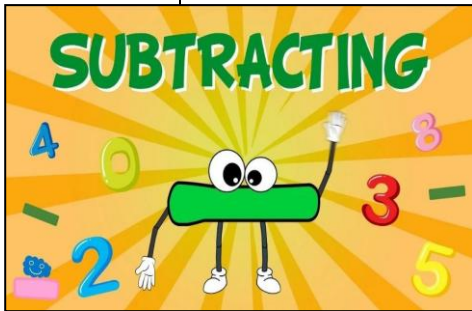
CLASS : II



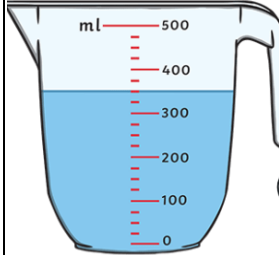
SESSION : 2025-26

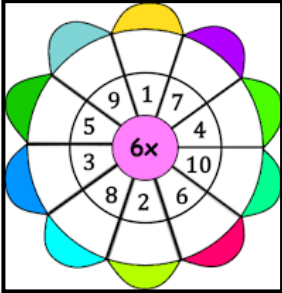

MONTH	CONTENT	OBJECTIVES	METHODOLOGY	EXPECTED LEARNING OUTCOMES	ACTIVITIES
APRIL	<ul style="list-style-type: none"> Number Concepts  <p>Table of 2</p>	<ul style="list-style-type: none"> To help them to build, understand and read numbers and number names up to 1000. To encourage students to memorise the tables. 	<ul style="list-style-type: none"> Demonstration and Discussion Worksheets Oral Drilling of tables. 	<ul style="list-style-type: none"> They will be able to understand the concept of writing the 2- & 3-digit numbers. Students will be able to memorise the table of 2 . 	
MAY	<ul style="list-style-type: none"> Number Concepts  <p>Table of 3</p> 	<ul style="list-style-type: none"> To help them to understand the concept of: <ul style="list-style-type: none"> i)Place Value & Face value. ii)Expanded form of numbers (HTO). iii)Comparing Numbers. iv) Ordinal Numbers and Odd/Even numbers. To encourage students to memorise the tables. 	<ul style="list-style-type: none"> Demonstration and Discussion Use of ABACUS Worksheets Role model Oral Drilling of tables. 	<ul style="list-style-type: none"> They will be able to differentiate between: <ul style="list-style-type: none"> i) Place value & Face value ii)Odd & Even Number Students will be able to memorise the table of 2 and 3. 	<p>To demonstrate the different place value by using bindis.</p>  <p>Name Game - Ordinal numbers .</p>



















































JULY	<ul style="list-style-type: none"> • Addition (2 digit and 3-digit number) • Table of 4 				To make Addition Pyramid.
		<ul style="list-style-type: none"> • To help them to understand the properties of addition. • To help them to understand the concept of addition (2- and 3-digit numbers) with or without regrouping. • To encourage students to memorise the table. 	<ul style="list-style-type: none"> • Demonstration and Discussion • Inductive Method • Story Telling. • Worksheets • Oral Drilling of tables . 	<ul style="list-style-type: none"> • They will able to apply the learnt concept in real life by calculating 2 or 3 digit numbers. • They will be able to add 2 digit numbers mentally. • Students will be able to memorise the table. 	
AUGUST	<ul style="list-style-type: none"> • Shapes and Pattern  <ul style="list-style-type: none"> • Table of 5 	<ul style="list-style-type: none"> • To help them to recognise, identify the shapes. • To help them to learn different types of shapes: i) Plane ii) Solid • To recognise and extend different types of lines and patterns. • To encourage students to memorise the table. 	<ul style="list-style-type: none"> • Demonstration and discussion • Usage of 2-D and 3-D objects as aids. • Worksheets • Oral Drilling of tables 	<ul style="list-style-type: none"> • Students will be able to identify and understand the difference between plane and solid shapes. • They will be able to recognise different types of lines and patterns. • Students will be able to memorise the table. 	<p>To learn about different shapes by singing song.</p> 

<p>AUGUST</p>	<ul style="list-style-type: none"> Fractions Table of 6 	<ul style="list-style-type: none"> To help to understand fraction as a whole. To encourage students to get familiar with numerator and denominator. To encourage students to memorise the table. 	<ul style="list-style-type: none"> Activity based learning. Using apple as aids. Oral Drilling of tables. 	<ul style="list-style-type: none"> They will be able to identify: <ul style="list-style-type: none"> i) Fraction by picture. ii) Numerator & denominator. Students will be able to memorise the table. 	<p>To make fraction house by paper folding.</p> 
<p>SEPTEMBER</p>	<ul style="list-style-type: none"> Subtraction (2 digit and 3-digit numbers) 	<ul style="list-style-type: none"> To help them to understand the properties of subtraction. To understand the concept of subtraction (2- and 3-digit numbers) with or without borrowing. <p>To recognise word problems leading to addition/subtraction using steps of problem solving.</p>	<ul style="list-style-type: none"> Demonstration and Discussion Inductive Method Story Telling method Worksheet 	<ul style="list-style-type: none"> They will able to apply the learnt concept in real life by calculating numbers mentally. 	<p>To make addition and subtraction sentence of a family by using any 3 numbers .</p> 



OCTOBER	<ul style="list-style-type: none"> Time <p>Table of 7</p>	<ul style="list-style-type: none"> To read the time to the exact half hour. To understand and read the calendar (days of the week and months of the year). To encourage students to memorise the table. 	<ul style="list-style-type: none"> Demonstration and Discussion Usage of clock and calendar as aids. Story telling method Worksheets Oral Drilling of tables. 	<ul style="list-style-type: none"> Students will be able to read time to the exact half hour. They will be able to understand and read the calendar. Students will be able to memorise the table. 	<p>Show time on a model of a clock by moving the hands .</p> 
NOVEMBER	<ul style="list-style-type: none"> Measurement  <ul style="list-style-type: none"> Table of 8 	<ul style="list-style-type: none"> To help them to memorise: <ul style="list-style-type: none"> i)table of metric measures. ii)standard units of measurement. To help them to estimate and choose the right unit for measuring various objects. To encourage students to memorise the table. 	<ul style="list-style-type: none"> Demonstration and Discussion. Usage of real objects as aids. Demonstration and comparison of objects on the basis of their length/ weight / volume. Worksheets. Oral Drilling of tables . 	<ul style="list-style-type: none"> Students will be able to memorise the table Students will be able to differentiate the nonstandard and standard units of measurement. They will be able to appreciate and value the use of the metric system. Students will be able to memorise the table. 	<p>To measure length of their table and notebook/book by using metre tape and scale and to demonstrate the meaning of capacity by filling up water into different container.</p> 

<p>DECEMBER</p>	<ul style="list-style-type: none"> • Introduction to Multiplication • More Multiplication • Table of 9 	<ul style="list-style-type: none"> • To make students aware that multiplication is repeated addition. • To build multiplication tables. • To learn properties of multiplication and multiply different digit numbers together. • They will be able to multiply different digit numbers together with or without regrouping. • To encourage students to memorise the table. 	<ul style="list-style-type: none"> • Demonstration and Discussion. • Practice drill and activity-based learning. • Worksheets • Oral Drilling of tables 	<ul style="list-style-type: none"> • They will be able to relate and use multiplication as repeated addition. • To learn different ways of extending the knowledge of tables through problem solving method. • Students will be able to memorise the table. 	<p>To make Multiplication wheel.</p> 
<p>January</p>	<ul style="list-style-type: none"> • Money • Table of 10 	<ul style="list-style-type: none"> • To recognise of different denominations of notes and coins. • To add and subtract money. • To learn to gather information by making a list and study its usefulness. • To encourage students to memorise the table. 	<ul style="list-style-type: none"> • Activity based learning. • Usage of money in real life situation. • Storytelling. • Worksheets. • Oral Drilling of tables 	<ul style="list-style-type: none"> • Students will be able to recognise different denominations of notes and coins. • They will be able to add and subtract money. • Students will be able to memorise the table. 	<p>Create a market scene and enact as buyer – seller and do the transaction using fake currency.</p> 

January	<ul style="list-style-type: none">Data Handling <div><div>One  represents 10 Trees</div><table><thead><tr><th>Name</th><th>Number of Trees</th></tr></thead><tbody><tr><td>Apple</td><td></td></tr><tr><td>Peach</td><td></td></tr><tr><td>Guava</td><td></td></tr><tr><td>Pear</td><td></td></tr></tbody></table></div> <ul style="list-style-type: none">Revision of tables from 2 to 10.	Name	Number of Trees	Apple		Peach		Guava		Pear		<ul style="list-style-type: none">To define and sort data into different categories.To help students to learn all the tables.	<ul style="list-style-type: none">Role ModelOral Drilling of table	<ul style="list-style-type: none">They will learn to gather information by making a list and study its usefulness.They will be able to sort data into categories and interpret it.They will be able to recite multiplication tables from 2 till 10.	<div>Birthday of students in each month.</div> <div><div>Happy Birthday Pictograph</div><table><thead><tr><th>MONTH</th><th>NUMBER OF STUDENTS</th></tr></thead><tbody><tr><td>January</td><td></td></tr><tr><td>February</td><td></td></tr><tr><td>March</td><td></td></tr><tr><td>April</td><td></td></tr><tr><td>May</td><td></td></tr><tr><td>June</td><td></td></tr><tr><td>July</td><td></td></tr><tr><td>August</td><td></td></tr><tr><td>September</td><td></td></tr><tr><td>October</td><td></td></tr><tr><td>November</td><td></td></tr><tr><td>December</td><td></td></tr></tbody></table><div> = 1 student</div></div> <div>Maths relay On dodging tables.</div>	MONTH	NUMBER OF STUDENTS	January		February		March		April		May		June		July		August		September		October		November		December	
Name	Number of Trees																																								
Apple																																									
Peach																																									
Guava																																									
Pear																																									
MONTH	NUMBER OF STUDENTS																																								
January																																									
February																																									
March																																									
April																																									
May																																									
June																																									
July																																									
August																																									
September																																									
October																																									
November																																									
December																																									
February and March	<ul style="list-style-type: none">Revision	<ul style="list-style-type: none">To help children to memorise the topics well.To help students to learn all the tables.	<ul style="list-style-type: none">Oral revisionWorksheetsOral Drilling of table	<ul style="list-style-type: none">They will be able to solve the sums on their own.It will help the children to build confidence.																																					

बी. जी. एस. इंटरनेशनल पब्लिक स्कूल, द्वारका
पाठ्यक्रम – कक्षा II






भाषा – II हिंदी








सत्र – 2025-26

पाठ्यपुस्तक – परिवेश

शिक्षिका – प्रतिभा

महीना	विषय-वस्तु	उद्देश्य	कार्य प्रणाली	सीखने के प्रतिफल	क्रियाकलाप
अप्रैल मई	<ol style="list-style-type: none"> अं की मात्रा अँ की मात्रा नई सुबह के तारे हम 	<ol style="list-style-type: none"> मात्राओं का ज्ञान प्राप्त कर सकेंगे। ध्वनि द्वारा अनुनासिक तथा अनुस्वार अक्षर की पहचान करना। प्रकृति प्रेम, आत्मविश्वास तथा उत्साह का बोध करवाना। 	<ol style="list-style-type: none"> पाठ का स्वर आदर्श पठन हाव भाव एवं लय के साथ कविता का सस्वर वाचन करना। 	<ol style="list-style-type: none"> शुद्ध उच्चारण भाव लय के साथ कविता का वाचन करना। लिखित एवं मौखिक अभिव्यक्ति का विकास करना। प्रकृति के प्रति प्रेम का विकास करना। 	<ol style="list-style-type: none"> चित्रों को पूरा करके रंग भरना, कागज से तितली बनाना। मेरा परिचय 
जुलाई	<ol style="list-style-type: none"> भालू का इनाम संयुक्त अक्षर वाले शब्द 	<ol style="list-style-type: none"> पठन कौशल का विकास। विलोम शब्द तथा नाम वाले शब्दों की पहचान करना। कठिन शब्दों के अर्थ का ज्ञान प्राप्त करना। संयुक्त अक्षर शब्दों का प्रयोग सीखना 	<ol style="list-style-type: none"> पाठ का सस्वर आदर्श पठन। मौखिक तथा लिखित अभ्यास करना। फ्लैश कार्ड की मदद से संयुक्त अक्षर समझाना। 	<ol style="list-style-type: none"> एक दूसरे की मदद करना। परिश्रम करने की सीख देना। फूल न तोड़ने की सीख देना। पेड़ पौधे लगाने के लिए प्रेरित करना। 	<ol style="list-style-type: none"> वर्ग पहेली से जानवरों के नाम ढूँढ कर लिखना। 

अगस्त	6. मीठा पहाड़ 7. समान अर्थ वाले शब्द 8. संज्ञा 	1. परिश्रम का महत्व बताना। 2. आपसी प्रेम का संदेश देना। 3. स्वार्थी एवं लालची ना होने की सीख देना। 4. संज्ञा शब्दों की पहचान करना।	1. पाठ का सस्वर और पठन। 2. मौखिक एवं लिखित अभ्यास करना। 3. गतिविधि द्वारा संज्ञा शब्दों को समझना। 4. समान अर्थ वाले शब्दों का अभ्यास पत्र करना।	1. समान अर्थ वाले शब्दों की पहचान कर सकेंगे। 2. गतिविधि द्वारा संज्ञा शब्दों को समझ सकेंगे।	1. हिन्दी गिनती पहेली सुलझाना। 2. वाचन अभिनय 
सितंबर	9. मुर्गा और सूरज (कविता) 10. वाक्य रचना 11. वचन	1. पठन कौशल का विकास करना। 2. कविता को सस्वर वाचन करना। 3. अर्थपूर्ण वाक्य की रचना करवाना। 4. वचन के रूपों को जान पाना।	1. कविता का सस्वर वाचन करना। 2. वचन अथवा वाक्य रचना को कार्य पत्रिका द्वारा समझाना।	1. आपको समझ कर प्रश्नों के उत्तर दे पाएंगे। 2. शब्दों के एकवचन व बहुवचन रूप को जान पाएंगे। 3. अर्थपूर्ण वाक्य की रचना कर पाएंगे।	1. वर्ग पहेली से पक्षियों के नाम ढूँढ़ कर उनकी बोलियों से मिलाना एवं उनके नाम लिखना। 
अक्टूबर	12. सर्वनाम 13. गोलू का घर	1. सर्वनाम शब्दों की पहचान करना। 2. पक्षी जगत की जानकारी देना। 3. घर का महत्व बताना।	1. चलचित्रों द्वारा सर्वनाम समझाया जाएगा। 2. सर्वनाम का अभ्यास पत्र करना। 3. पाठ से प्रश्नों के उत्तर खोजना।	1. समान अर्थ वाले शब्द। 2. र के रूप 3. विभिन्न जीवों के विषय में जान सकेंगे।	1. घोंगे का चित्र बनाना 2. कौन कहाँ रहता है सही नाम लिखना
नवम्बर	14. लिंग 15. पानी 16. विशेषण 	1. शब्दों के लिंग रूपों का ज्ञान करवाना। 2. कविता का स्वास्थ्य पर वचन करना। 3. पेड़ भी धरती के भयानक रूप से परिचय।	1. अभ्यास पत्र तथा गतिविधि द्वारा शब्दों के लिंग रोगों की जानकारी दी जाएगी। 2. पानी के विभिन्न रूपों की पहचान कर पाएंगे। 3. पर्यावरण संरक्षण में पेड़ों की भूमिका को समझना। 4. विशेषण शब्दों को पहचानना।	1. शब्दों के लिंग रूपों की पहचान कर पाएंगे। 2. शुद्ध उच्चारण के साथ-साथ पाठ का सा स्वर वाचन करना। 3. शब्दकोश में वृद्धि। 4. विशेषण शब्दों की पहचान कर पाएंगे।	1. पानी के विभिन्न स्रोतों का चित्र बनाना तथा नाम लिखना। 

दिसम्बर	17. नन्हा बीज 18. विलोम शब्द 	1. बीज से पौधा बनने की प्रक्रिया ज्ञान। 2. वैज्ञानिक दृष्टिकोण का विकास करना। 3. विलोम शब्दों से पहचान करवाना।	1. पाठ का आदर्श पठन। 2. अभिनय द्वारा शब्दों के अर्थ समझना। 3. अभिनय द्वारा बीज के जीवन की प्रक्रिया को समझाना।	1. शुद्ध उच्चारण के साथ पाठ का सस्वर पठन कर सकेंगे। 2. विलोम शब्दों की पहचान कर सकेंगे। 3. पौधे लगाने के महत्व को समझ सकेंगे।	1. बीज का चित्र बनाना 
जनवरी	19. रंगों का शोर 20. गिनती (1 से 20 तक) 	1. शुद्ध चरण के साथ पठन कौशल का विकास करना। 2. अंको तथा शब्दों में गिनती लिखना। 3. आप फीमेल ज्वेलरी की भावना जगाना। 4. प्रेम और स्नेह का महत्व बताना। 5. एकता की भावना।	1. पाठ का आदर्श पठन करना। 2. अभ्यास पत्र तथा कविता द्वारा गिनती सिखाना। 	1. पाठ को समझकर प्रश्नों के उत्तर दे सकेंगे। 2. ढ़ तथा ड़ के शब्दों का ज्ञान। 3. सही और गलत वाक्य को चुनना। 4. समान तुक वाले शब्दों की पहचान करना।	1. इंद्रधनुष का चित्र बनाकर रंगों के नाम लिखना। 
फरवरी मार्च	21. मिलकर खेलो 	1. खेल भावना का विकास करना। 2. स्वस्थ जीवन शैली का विकास करना। 3. मिल जुल कर रहना।	1. पाठ का आदर्श पठन। 2. शब्द की सहायता से वाक्य की रचना करना।	1. खेलों के महत्व को समझना 2. जोड़े वाले शब्द 3. विराम चिह्न की पहचान करना	1. अपने पसंदीदा खेलों का चित्र बनाना। 

BGS INTERNATIONAL PUBLIC SCHOOL



SECTOR 5, DWARKA ,NEW DELHI


CURRICULUM CLASS II





SUBJECT : LINGUISTICS



SESSION: 2025-26

TEACHER'S NAME: Ms. Abha Mahajan

MONTH	CONTENT	OBJECTIVES	METHODOLOGY	EXPECTED LEARNING OUTCOMES	ACTIVITIES
APRIL	Basic Permissions/Golden words	To improve communication skills.	Audio Visual aids	Students will be able to converse in English.	
	Word Test	To assess the reading level	Worksheet	Students will be able to read grade level words.	
	Things I like	To enhance speaking skills	Activity based learning	Students will be able to talk about their likes and dislikes effectively.	
	Reading Skills	To read and understand simple CVC text.	Grade level text	Students will be able to read grade level text .	
MAY	Alphabetical order	To understand the alphabetical order.	Audio Visual aids Worksheets	Students will learn how to use a dictionary.	
	Magic E	To enable the students to understand the change of vowel sound by the letter 'e'	Explanation method Activity based learning	Students will be able to make and read new words by adding the letter 'e' in the end.	

JULY	<p>Homophones</p> <p>Compound words</p>	<p>To enhance the vocabulary of students.</p> <p>To help students learn and form different compound words</p>	<p>Audio Visual aids</p> <p>Explanation Method</p> <p>Worksheets</p>	<p>Students will be able to understand words with same sound but different spellings.</p> <p>Students will be able to make different compound words from two words.</p>	<p>Roll and Read</p>  <p>Character Depiction (Favourite character)</p>
AUGUST	<p>Picture Composition</p> <p>India-My Pride</p>	<p>To enhance creative writing and comprehension skills</p> <p>To enhance speaking skills</p>	<p>Worksheet</p> <p>Explanation Method</p>	<p>Students will be able to frame simple sentences based on text/pictures.</p> <p>Students will be able to express their love for their motherland.</p>	 <p>Role play- Famous Indian Personalities/ Freedom fighters/Indian states/Indian culture</p>
SEPTEMBER	<p>Reading Assessment</p> <p>Listening Skills assessment</p>	<p>To assess the reading level of students</p> <p>To enhance listening and comprehension skills .</p>	<p>Grade Level text</p> <p>Activity based learning</p>	<p>Students should be able to read grade level text and comprehend it.</p> <p>Students will learn to listen, think, understand and complete the appropriate task.</p>	

OCTOBER	<p>Nouns</p> <p>Synonyms , Antonyms and Homonyms</p>	<p>To understand Collective nouns and their usage</p> <p>To enhance the vocabulary and learn multiple meanings of the same word</p>	<p>Worksheets</p> <p>Audio Visual aids</p> <p>Explanation method</p>	<p>Students will be able to identify collective nouns and use them effectively.</p> <p>Students will learn new words and understand their meaning in the text and use them correctly in a sentence.</p>	<p>My Loving Pal (Speaking Skills)</p> 
NOVEMBER	<p>Sentence Framing/Silly sentences</p> <p>Weave a story</p> <p>Picture Composition</p>	<p>To enhance speaking and creative writing skills.</p> <p>To enhance creative writing skills</p>	<p>Story Telling</p> <p>Worksheets</p>	<p>Students will be able to weave short sentences or complete a story based on given pictures.</p> <p>Students will be able to write simple sentences based on a picture.</p>	<p>Picture scenes and conversation cards (Speaking Skills)</p> 
DECEMBER	<p>Listen and Understand</p> <p>Describing words</p> 	<p>To enhance listening and comprehension skills through Story telling.</p> <p>To modify nouns and provide more details about them.</p>	<p>Worksheets</p> <p>Explanation method</p> <p>Audio Visual aids</p>	<p>Students will learn to listen, understand and complete the appropriate task.</p> <p>Students will be able to describe nouns and make the conversation interesting.</p>	<p>Vocabulary enhancement. (Anagrams, Kangaroo words)</p> 

JANUARY	Speech Blubs	To help the students to listen, speak, organise thoughts and communicate effectively.	Observing and speaking aloud in the class.	Students will be able to speak on an age appropriate topic given by the teacher.	Impromptu Speaking 
FEBRUARY	Reading Assessment Listening Skills Assessment	To assess the reading level of students To enhance listening and thinking skills	Grade level text Audio Visual aids	Students will be able to read and comprehend the text fluently and accurately. Students will be able to answer the questions after listening to the audio of the story.	Spellathon 
MARCH	Recapitulation of concepts done.				



BGS INTERNATIONAL PUBLIC SCHOOL
SECTOR 5, DWARKA
CURRICULUM

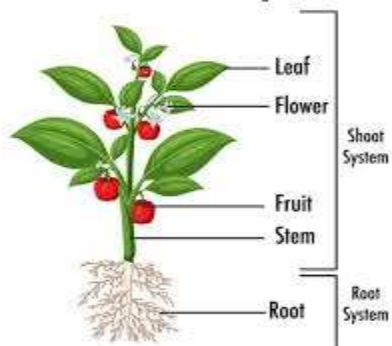


SUBJECT : GENERAL KNOWLEDGE




SESSION : 2025-26


CLASS : II

TEACHER'S NAME : Ms. POOJA BHOLA

<u>MONTH</u>	<u>CONTENT</u>	<u>OBJECTIVES</u>	<u>METHODOLOGY</u>	<u>EXPECTED LEARNING OUTCOMES</u>	<u>ACTIVITIES</u>
APRIL	<u>EXPLORING SHAPES</u> <ul style="list-style-type: none"> ❖ Recognizing different types of shapes ❖ Properties of 2D and 3D shapes 	To make students able to recognize and name common 2D and 3D shapes	Hands - on activities	Students will be able to identify shapes in everyday environment	<p>"SHAPE HUNTS" – Find shapes in the classroom or outdoors</p> <p>Worksheet activities</p> 
MAY	<u>VALUE EDUCATION & LIFE SKILLS</u> <ul style="list-style-type: none"> ❖ Self - Introduction ❖ Table manners 	To inculcate social etiquettes and table manners among children	Games and Creative activities	Student will be able to know about table manners and etiquettes	<p>"MANNERS AT THE MAGIC MEAL" – Organizing a practice meal in the classroom</p> 

JUNE	<u>SUMMER VACATION</u>				
JULY	<u>OUR GREEN FRIENDS – PLANTS</u> <ul style="list-style-type: none"> ❖ Parts of plants ❖ Edible plant parts ❖ Uses of plants 	To develop an awareness of the natural world and to know more about plants	PPT, video and interactive method	Students will be able to identify and name basic parts of plant their importance and uses	Quiz and worksheet 
AUGUST	<u>THE AMAZING WORLD OF ANIMALS</u> <ul style="list-style-type: none"> ❖ Friendly animals ❖ Feathery friends – Birds ❖ Amazing sea animals 	To make students able to understand and classify animals into basic groups	PPT, video and interactive method	Students will be able to classify animals into different groups and learn about birds and sea animals	Quiz and worksheet 
SEPTEMBER	<u>OUR CALENDAR ADVENTURE</u> <ul style="list-style-type: none"> ❖ Days of the week ❖ Months of the year & Leap year 	To know and understand days of the week, months of the year and leap year	Video& PPT	Students will be able to recognize, read and write days and months in order	Quiz, brain storming and worksheets 

OCTOBER	<u>MY WONDERFUL COUNTRY</u> <ul style="list-style-type: none"> ❖ Our National Symbols ❖ States and their capitals ❖ Current Indian Political Leaders 	To develop visual recognition of the national symbols, Leaders and know more about different states	PPT, video and discussion method	Students will be able to recognize and name basic national symbols of India and different states and their capitals	Quiz and worksheet 
NOVEMBER	<u>INCREDIBLE INDIA</u> <ul style="list-style-type: none"> ❖ Traditional clothes ❖ Monuments of India ❖ Our festivals ❖ Freedom fighters 	To enable students to understand the culture and diversity of India and our freedom fighters	PPT and interactive method	Students will be able to identify traditional clothes, monuments and festivals of India and learn about freedom fighters of our country	Quiz, brain storming and worksheets 
DECEMBER	<u>FUN WITH SPORTS</u> <ul style="list-style-type: none"> ❖ Types of Indoor and Outdoor games ❖ Famous sports personalities 	To emphasize the importance of physical activity among students for health and well – being	Video& PPT	Students will be able to recognize different types of indoor /outdoor games and know about famous sports persons	Worksheet and Quiz 

JANUARY	<u>Let's explore space</u> <ul style="list-style-type: none"> ❖ Planets ❖ Our home – Earth ❖ Sun – Our bright star 	To familiarize students with the names and basic visual characteristics of the Sun, Planets and Earth	Video& PPT	Students will be able to identify and name different planets and will know more about Earth and Sun	Worksheet & brain storming 
FEBRUARY & MARCH	<ul style="list-style-type: none"> ❖ Revision of previous topics ❖ Current Affairs 	To keep students updated with the news around the world	Video& PPT	Students will be able to recapitulate the content confidently and easily	Quiz & brain storming

SUBJECT: ART

SESSION: 2025-2026

CLASS: II

BOOK: PRAGYA PAC BOOK PART-II & BGS ART FILE

TEACHER'S NAME: Ms.Vibha Sharma

MONTH	CONTENT	OBJECTIVES	METHODOLOGY	EXPECTED LEARNING OUTCOMES	ACTIVITIES
APRIL	1. Colour concept 2. Cruise ship 3. Breakfast time 4. Hanuman Jayanti 5. Bihu 6. Good Friday 7. Fish Aquarium(Art file) 8. Popsicles(Art file)	To help students to know about primary, secondary, natural and tertiary colours.	Learning by doing, Explanation method.	Students will be able to identify the different types of colours.	1. Drawing & Colouring 2. Craft activity
MAY	1. Hare and Tortoise 2. Space Craft 3. Flamingo 4. Origami Dog	To help students develop fine motor and observation skills.	Guided exploration method.	Students will be able to draw and colour as per the indications given.	1. Colouring 2. Sticker pasting 3. Tracing activity 4. Paper folding activity
JULY	1. Guru Purnima (Photo frame activity) 2. He & She 3. Doll 4. Nature Beauty 5. Tortoise 6. Patterned Landscape(Art file)	To develop fine motor skills and create awareness about environment.	Demonstration methods, Learning by doing method.	Students will understand environment in a better way.	1. Drawing & Colouring 2. Photo frame activity 3. Patterns

AUGUST	1. 3D Shapes 2. 3D Cubes 3. Scary Monsters 4. Decorative Letters 5. Dolphin 6. Butterfly 7. Independence day (Art file)	To help students enhance their hand eye coordination.	Guided exploration method.	Students will have better hand-eye coordination.	1. Tracing and Colouring 2. Drawing & Colouring 3. Pattern drawing
SEPTEMBER	1. Onam 2. Jurassic Park 3. Birthday Greeting 4. Origami Tulip (Art file)	To help students develop fine motor skills and observation skills.	Learning by doing method	Students will enhance their creativity and colouring skills.	1.Cotton bud printing 2. Drawing & Colouring 3. Paper folding 4. Sticker pasting
OCTOBER	1. Hippo 2. Elephant 3. Horse grazing 4. Rangoli 5. National Sports Day 6. Govardhan puja 7. Bhai Dooj 8. Save Energy(Art file)	To connect students with their own culture.	Learning by doing method, Demonstration method	Students will be able to understand Indian culture in a better way.	1. Sponge impression activity 2. Jute impression activity 3. Tearing & Pasting 4. Drawing & colouring
NOVEMBER	1. Scenery 2. Bird 3. Tiger Mask 4. Hot Air Balloon 5. UFO 6. Hand Art (Art file)	To help students enhance their creative expression abilities.	Guided exploration method	Students will be able to show their creativity.	1. Sandpaper activity 2. Tooth brush splatter activity 3. Drawing & colouring 4. Foil and jute string pasting activity 5. Wood powder pasting

DECEMBER	1. Crossing the road 2. Snake 3. Chirping Birds 4. Garden 5. 3R's Poster (Art file)	To develop fine motor skills and hand-eye coordination.	Learning by doing method.	Students will be able to develop their hand-eye coordination.	1. Air blow painting activity 2. Thumb impression activity 3. Pencil shavings pasting 4. Drawing & Colouring
JANUARY	1. Ladybug 2. Lotus temple 3. Windmill 4. India Gate (Art file) 5. Butterfly	To help students enhance their crafting skills.	Guided Exploration method.	Students will be able to learn new types of craft activities.	1. Paper folding activity 2. Drawing & Colouring 3. Newspaper Art 4. Clay modelling
FEBRUARY & MARCH	1. Finger print designs (Art file)	To help students enhance their fine motor skills.	Learning by doing method.	Students will use their imagination and creativity.	1. Finger impression activity




BGS INTERNATIONAL PUBLIC SCHOOL
SECTOR 5, DWARKA
CURRICULUM




SUBJECT : ROBOTICS




SESSION : 2025-26



CLASS : II

TEACHER'S NAME : Ms. POOJA BHOLA

MONTH	CONTENT	OBJECTIVES	METHODOLOGY	EXPECTED LEARNING OUTCOMES	ACTIVITIES
APRIL	Introduction to Computers and Robotics	To make students learn about the : <ul style="list-style-type: none"> • parts of computer • types of compute • computer etiquettes • applications of computer electronic machines 	Group discussion and Practical method	Students will develop a strong understanding of computer and electronic machines	ACTIVITY - Students will watch a movie or videos featuring various types of Robots 
	Introduction to files and folders	Students will know how to create, rename and delete a folder		Students will be able to create new folders and sub folders within their computer file system	PROJECT - Create a folder and rename it with your name 
MAY	Introduction to MS Paint	To learn about the different tools of MS Paint window and to create drawings in it	Hands-on Practice	Students will be able to identify and describe the basic components of the MS Paint interface	PROJECT - Draw a Toy Train and Scenery using different tools of MS PAINT 

JUNE	<u>SUMMER VACATION</u>				
JULY	Introduction to Paint 3D	To learn how to draw 2D & 3D shapes and to add stickers in Paint 3D	Creative Learning	Students will develop a strong understanding about the concept of 2D and 3D shapes	<p>PROJECT - Draw 2D and 3D shapes in Paint 3D</p> <p>PROJECT - Create a road safety scene using Paint 3D</p> 
AUGUST	Introduction to Tux Paint	To help students to start Tux Paint, to learn about parts of Tux Paint window, to draw and color a new drawing, use of paint tool, line tool, text tool and eraser tool in it	Hands-on learning	Students will be able to locate and use the main tools and features within the Tux Paint program	<p>PROJECT - Draw a colorful rainbow and a house in Tux Paint</p> <p>PROJECT - Write your name using text tool and line tool</p> 
SEPTEMBER	Introduction to SCRATCH 2	Students will learn about the character animation, conversation between characters and them appear and disappear using different blocks	Hands-on learning	Students will understand the concept of animation and will be able to create animations with multiple sprites	<p>PROJECT- Create a greeting card with animated alphabets</p> <p>PROJECT - Hide and Seek Game and Conversation between two different sprites</p> 

OCTOBER	Introduction to SCRATCH 2	Students will understand about the use of pen up, pen down and stamp block and also they learn how to design a new sprite	Hands-on learning	Students will be able to draw lines using sprite's movement	<p>PROJECT - Sprite continuously making a pen trail using pen up and pen down blocks</p> <p>PROJECT - Create your own sprite in scratch</p> 
NOVEMBER	Building and programming a Glowing snail using LEGO WeDo kit	To know how to design and built a glowing snail model using LEGO blocks	Hands-on Practice	Students will be able to program the Hub's LED to create a glowing effect	<p>PROJECT – Creating a glowing snail using LEGO WeDo kit</p> 
DECEMBER	Building and programming a Robo Car using LEGO WeDo kit	To know how to Design and built a Robo Car that can help students to learn the basics of programming	Hands-on Practice	Students will be able to understand about the sensors technology	<p>PROJECT - Creating a Robo Car using LEGO WeDo kit</p> 

JANUARY	Introduction to MS Word	To learn how to create a new document in MS Word, making text bold, italic, and underline and changing font style\size colour	Practical based	Students will understand the basic interface of Microsoft Word	<p>PROJECT- Create a new document in MS Word</p> <p>PROJECT- Type your “Self Introduction” by using font tools of home tab</p> 
FEBRUARY & MARCH	Introduction to AI in Robots	To know about artificial intelligence (AI), different types of robots and how robots identify objects using AI	Quiz based	Students will develop a basic concept of machine learning	<p>ACTIVITY – Students will explore different types of robots and how they work using AI</p> 

BGS INTERNATIONAL PUBLIC SCHOOL

SECTOR 5, DWARKA, NEW DELHI

CURRICULUM FOR FOUNDATION WING

SUBJECT : MUSIC

SESSION: 2025-26

TEACHERS NAME: Ms. SHIVANI

MONTH	CONTENT	OBJECTIVE	METHODOLOGY	EXPECTED LEARNING OUTCOMES	ACTIVITY
APRIL	Start with school song and warm up.	Develop early literacy skills like repetition and listening.	Voice Modulation	Children will able to learn school song.	Introduce musical concepts within themes that are relevant and interesting.
MAY	School song and gayatri mantra.	To develop social skills in children.	Extensive Learning	Children will able to sing the school song and gayatri mantra.	Repeat school songs, rhymes.
JULY	National anthem and patriotic song.	Enrich young children vocabulary.	Sequential Learning	Children will able to sing with correct note.	Sing-along: Engage the kids in singing simple, catchy song with easy-to-follow lyrics and melodies.

AUGUST	House song: Alps (Sare jahan se acha)	Express and reflect on feelings and emotions felt when listening to music.	Interactive Learning	Children will able to sing the song in rhythm and show the direction the notes go (up, down. stay the same).	Use games: Like musical command and musical chairs to introduce rhythm and movement.
SEPTEMBER	House song: Andes (Bharatiya hai hum) and rhymes.	Develop the confidence to sing solo and strength of the voice.	Integration with other subjects(exploration connection between music and other subjects).	Children will do action while singing the song and recognise pitch differences.	Movement Activity: Integrate movement into music lessons through activities like dancing , marching or playing musical statues.
OCTOBER	Diwali song and respond to given rhythm body movements.	Develop appropriate vocabulary to describe music. Learn about music which reflects a variety of cultural.	Inclusive Environment	Children will able to identify the main melodic phrase in a piece of music and ability to gain understanding of vocal dynamics.	Instrument exploration: Allow kids to explore simple instrument like harmonium to discover sounds and rhythm.
NOVEMBER	House song: Himalaya (Ho janam dobara) and revision evaluation individually.	Identify musical elements (rhythm and pitch, dynamic, tempo, structure and texture)	Creative Expression	Ability to give a solo performance in any one song from the prescribed syllabus.	Repetition : Repeat song and musical activities to reinforce learning and improve retention.
DECEMBER	Christmas song and follow the gesture/step movement in small groups.	Express feelings and preferences about a piece of music and listen to and respect the ideas of others.	Repetition	Children will able to identify the whole notes and whole rests.	Group activities: Like collaboration and teamwork through group activities.

JANUARY	Republic day song.	Develop the strength of the voice and articulation of the mouth in the interpretation of a song.	Interactive Activities	Children will able to learn the song and sing with correct note.	Repeat song and playing instrument together.
FEBRUARY	House song: Drakensberg (Aey malik tere bande hum) and Graduation day song.	Children will be prepare the body to produce sounds (voice and rhythm).	Collaborative Learning	Children will able to sing in correct note and ability to give a solo performance.	Call and respond: encourage participation by using call and responds techniques.

SUBJECT TEACHER

DANCE CURRICULUM				
CLASS - 2 (2025- 2026)				
S.No	MONTH	TOPIC	Activity	
CYCLE - 1	APR-MAY	(JAZZ)	(WARM UP) - JAZZ DANCE STYLE WILL BE INTRODUCED . BASIC HAND MOVEMENTS AND FOOTSTEPS WILL BE TAUGHT IN THE CLASS AND WILL WORK ON MUSICALITY.	
CYCLE - 2	JULY-AUG	(STREET JAZZ)	(WARM UP) - WILL WORK ON STANDING POSITION AND ARMS POSITION OF JAZZ DANCE AND DANCE PREPARATION FOR JANMAASHTMI	
CYCLE - 3	SEPT-OCT	(FOLK)	CLASS DANCE ROUTINE (DIWALI)	
CYCLE - 4	NOV-DEC	(HIP-HOP)	(WARM UP) - EXERCISE LIKE:- ROLLING, JUMPING, MOVING SHOULDERS, FOOTWORK, FLOOR STEPS, BEAT KNOWLEDGE	
CYCLE - 5	JAN-FEB-MARCH	(FREESTYLE)	(WARM UP) - INTRODUCTION OF BALLROOM DANCE, BASICS OF SALSA DANCE: RIGHT TURN, LEFT TURN + (GRADUATION DAY PREPARATION)	

BGS INTERNATIONAL PUBLIC-SCHOOL
SECTOR-5, DWARKA, NEW DELHI

SUBJECT: YOGA

CLASS: 2nd

SESSION:2025-2026

TEACHER'S NAME: UMA TIWARI

MONTH	CONTENT	OBJECTIVES	METHODOLOGY	EXPECTED LEARNING OUTCOMES
April & May	<ul style="list-style-type: none"> ➤ Deep Breathing ➤ Om chanting ➤ Yoga's prayer ➤ Eye's Exercise ➤ Neck movement 	To help student to know about their ancient culture. Help to increase their concentration power.	Demonstration Method	Yoga is a completely personality development for students. It helps student to aware about their health.
JULY	Practice of previous class+ upper & Lower body Stretching TriyakTadasana (Swaying palm tree pose), KatiChakrasana, Tadasana (palm tree poses)	These Asanas develops physical and mental balance. Tones the waist, back. These are useful for correcting back stiffness and postural problems.	Demonstration Method	Students increased their Stamina with Standing postures.
AUGUST	Practice of previous class+Vrikshasana (Tree pose)	Help to balance them	Demonstration Method	Students increased their balancing power with Vrikshasana.
SEPTEMBER	Practice of previous class+ Hasta Utthanasana (raised arms pose)	Help to increased their muscles power	Demonstration Method	Students increased their balancing power with Hasta Uttanasana.
OCTOBER	Practice of previous class+ Padhastasana (Hand to toe touch pose), Warrior pose.	Padhastasana improves blood circulation, makes the spine supple and tones the spinal nerves.	Demonstration Method	Help to increase their flexibility.
NOVEMBER	Practice of previous class+ Parvatasana (Mountain pose), Bhujangasana.	Help to correcting their back stiffness.	Demonstration Method	Strengthens the nerves and muscles in the arms and legs. The spinal nerves are toned and circulation is stimulated.
DECEMBER	Practice of previous class+ Marjari asana (cat stretch pose)	Help to make their back flexible.	Demonstration Method	It's useful for correcting back stiffness and postural problems.
JANUARY	Practice of previous class+ Camel pose, Matsyasana	Help to increase the power of their respiratory system.	Demonstration Method	Yoga is a completely personality development for students. It helps student to aware about their health.
FEBRUARY& MARCH	Practice of All Asana's	To help student to know about their ancient culture. Help to increase their concentration power.	Demonstration Method	Yoga is a completely personality development for students. It helps student to aware about their health.