

BGS INTERNATIONAL PUBLIC SCHOOL
SECTOR-5, DWARKA , NEW DELHI

CURRICULUM


SUBJECT : ENGLISH

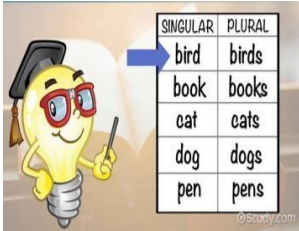
TEXTBOOK : ENGLISH WEAVES



CLASS : I


SESSION : 2025-26



TEACHER'S NAME : ASHA MEHTA


MONTH	CONTENT	OBJECTIVES	METHODOLOGY	EXPECTED LEARNING OUTCOMES	ACTIVITIES
APRIL	<u>GRAMMAR</u> *Small Cursive letters a to z *Ato Z (Capital Cursive Letters)	To recognize letters and their sounds.	Phonics Teaching method	Students will be able to read each letter with its phonic sound.	Students will sing the phonic song
	*Sight Words	To make students familiar with the sight words.	"See and say method" Oral drilling	Students will be able to identify the sight words.	
	*Vowels and Consonants	To make students understand the difference between vowels and consonants	Vowel song	Students will be able to tell the difference between vowels and consonants	Activity based on vowels.

MONTH	CONTENT	OBJECTIVES	METHODOLOGY	EXPECTED LEARNING OUTCOMES	ACTIVITIES												
MAY	<p>CONSONANTS BLENDS:</p> <p>Th: this, that</p> <p>Ch: chair, chin</p> <p>Sh : ship, shin</p> <p>Il: ball, tall</p> <p> </p> <p>*Rhyming words</p>	<p>To encourage students to read and spell words containing these sounds.</p> <p> </p> <p>To help students learn about the word families.</p>	<p>Assisted Blending</p> <p> </p> <p>Oral drilling</p>	<p>Students will be able to read and spell the words with th, sh, ch and ll sound.</p> <p> </p> <p>Students will be able to provide the rhyming word of the given word.</p>	<p>Word Sorting</p> <p> </p> <p> </p>												
JULY	<p><u>LITERATURE</u></p> <p> </p> <p>Poem : The Autorickshaw</p> <p> </p> <p><u>GRAMMAR</u></p> <p>One and Many (Singular and Plural)</p>	<p>To encourage students to recite the poem with proper intonation.</p> <p> </p> <p>To make students get acquainted with the concept of number(one and many)</p>	<p>Recitation with Actions</p> <p> </p> <p>Demonstration method, Worksheets PPTs</p>	<p>Students will be able to recite the poem with actions.</p> <p> </p> <p>Students will be able to tell the difference between one and many</p>	<p>➤ Draw a picture of a vehicle</p> <p> </p> <p>➤ Drawing of body part used for moving around</p> <p> </p> <div><table><thead><tr><th>SINGULAR</th><th>PLURAL</th></tr></thead><tbody><tr><td>bird</td><td>birds</td></tr><tr><td>book</td><td>books</td></tr><tr><td>cat</td><td>cats</td></tr><tr><td>dog</td><td>dogs</td></tr><tr><td>pen</td><td>pens</td></tr></tbody></table></div> <p>Showing and counting of objects</p> <p><u>Speaking Activity</u></p> <p> </p> <p>My Favourite Character</p>	SINGULAR	PLURAL	bird	birds	book	books	cat	cats	dog	dogs	pen	pens
SINGULAR	PLURAL																
bird	birds																
book	books																
cat	cats																
dog	dogs																
pen	pens																

	<p><u>LITERATURE</u> Chapter–1 Aarav Goes to School</p>	To help students comprehend questions related to story.	Echo reading strategy	Students will be able to tell the incidence which he/ she likes.	<p><u>Project work</u> Look around the class room And find out the things to be thrown in the blue and the green dustbins.</p> 
AUGUST	<p><u>LITERATURE</u> Chapter-2 The Hare and the Tortoise</p> <ul style="list-style-type: none"> ➤ Reading ➤ Word Bank ➤ Exercise from book <p><u>GRAMMAR</u></p> <p>Articles: A & An</p>	<p>To help students comprehend questions related to story.</p> <p>To make students understand the usage of ‘a’ and ‘an’ before words starting with consonant sound or vowel sound.</p>	<p>Echo reading strategy</p> <p>Flash cards Worksheets</p>	<p>Students will be able to tell the incidence which he/ she likes.</p> <p>Students will be able to learn the correct usage of articles.</p>	<p><u>Collage Making</u> Cut the pictures and create a collage of energy giving food and drinks.</p> 

<p>SEPTEMBER</p>	<p><u>LITERATURE</u> POEM: Let's Go to School</p> <p><u>GRAMMAR</u> Nouns (Naming Words)</p>	<p>To encourage students to recite the poem with proper intonation and identify the rhyming scheme.</p> <p>To help students identify nouns and provide examples of noun.</p>	<p>Recitation with actions.</p> <p>Demonstration Method worksheets , flashcards.</p>	<p>Students will be able to recite the poem with proper intonation. And identify the rhyming scheme.</p> <p>Students will be able to identify the nouns and provide the various examples of it.</p>	<p>Draw the clocks showing time <u>Speaking Skill Activity</u> Favourite game</p>  <p>*Identifying and putting the noun under correct heading as people, places, animal or thing.</p>
-------------------------	--	--	--	---	---

<p>OCTOBER</p>	<p><u>GRAMMAR:</u> Nouns(Naming Words)</p> <p>Gender</p> <p><u>LITERATURE</u> Chapter-3 The Magic Scarecrow</p> <ul style="list-style-type: none"> ➤ Word Bank ➤ Exercise from book 	<p>To help students know about 'masculine' and 'feminine' gender</p> <p>To help students identify the main characters of the story.</p>	<p>Explanation method</p> <p>Echo reading strategy</p>	<p>Students will be able to identify the gender as male or female</p> <p>Students will be able to identify the characters of the story.</p>	 <p>Draw and give name to your favourite toy.</p>
<p>NOVEMBER</p>	<p><u>GRAMMAR</u></p> <p>Pronouns : He , She ,It ,You ,We, They</p> <p><u>LITERATURE</u></p> <p>POEM : Tony Tinker</p>	<p>To help students understand pronouns as words replacing nouns.</p> <p>To encourage students to recite the poem with proper intonation.</p>	<p>Explanation Method worksheets</p> <p>Recitation with actions.</p>	<p>Students will understand that pronouns are words that replace nouns in a sentence</p> <p>Students will be able to recite the poem with proper intonation.</p>	 <p>Draw the instrument which you like to play.</p>

DECEMBER	<p><u>GRAMMAR</u> Use of is, am and are</p> <p><u>LITERATURE</u> Chapter:4 A Trip to Kaziranga</p> <ul style="list-style-type: none"> ➤ Reading ➤ Word Bank ➤ Exercise from book ➤ One word answer 	<p>To make students understand the Importance of helping verb in framing a sentence.</p> <p>To help students identify the main characters of the story.</p>	<p>Explanation method Worksheets</p> <p>Echo reading strategy</p>	<p>Students will be able to write a sentence using helping verb.</p> <p>Students will be able to identify the characters of the story.</p>	<p><u>Origami</u> Making a tree using Origami sheet to explain the difference between the usage of is, am and are</p> <p><u>Project Work</u> Locating Assam on India's Map.</p>
JANUARY	<p><u>GRAMMAR</u> Prepositions (in,on,under, behind, near , above)</p> <p><u>LITERATURE</u> Chapter : 5 The Missing Spectacles</p>	<p>To help students to identify and use prepositions to describe objects in relation to one another</p> <p>To help students identify the main characters of the story.</p>	<p>Demonstration with examples</p> <p>Echo reading strategy</p>	<p>Students will be able to tell the use of prepositions.</p> <p>Students will be able to identify the characters of the story.</p>	 <p>Drawing pictures of various objects to show the relationship with each other. (notebook)</p> <p><u>Art Integration Activity</u> Decorating Spectacles</p>

<p>FEBRUARY</p>	<p><u>GRAMMAR</u></p> <p>Opposites</p> <p><u>LITERATURE</u></p> <p>Chapter-6</p> <p>Up in the Sky</p> <p>Poem : What is Pink?</p> <p>Revision for Exams</p>	<p>To help students describe or identify characteristics of different objects to enhance their vocabulary.</p> <p>To encourage students to recite the poem with proper intonation.</p>	<p>Echo reading strategy</p> <p>Recitation with actions.</p>	<p>Students will be able to identify the characteristics of different objects</p> <p>Students will be able to recite the poem with proper intonation</p>	<p><u>Listening Skill Activity.</u></p> <div data-bbox="1742 167 2047 344"> </div> <p>Let's make planets to complete the solar system.</p> <p>Draw a tree on a chart paper. Paste the pictures of the animals which you would like on your tree.</p>
------------------------	--	--	--	--	---

BGS INTERNATIONAL PUBLIC SCHOOL



SECTOR 5, DWARKA ,NEW DELHI




CURRICULUM FOR CLASS I





SUBJECT: Linguistics



SESSION: 2025-26




TEACHER'S NAME: Ms Abha Mahajan

MONTH	CONTENT	OBJECTIVES	METHODOLOGY	EXPECTED LEARNING OUTCOMES	ACTIVITIES
APRIL	<ul style="list-style-type: none">➤ Basic Permission and Golden words➤ Word Test➤ Word building with a & e builders.	<ul style="list-style-type: none">➤ To be able to use simple sentences to take permissions and use golden words➤ To assess the reading level➤ To increase the knowledge of phonic structure and to master spellings.	<p>Audio Visual</p> <p>Worksheets</p> <p>Explanation method</p>	<p>Students will be able to use simple sentences while taking permissions. They will also learn and inculcate good manners.</p> <p>Students will be able to read simple phonetic sentences.</p>	<p>Conversation Wheel</p> 
MAY	<ul style="list-style-type: none">➤ All About Me!➤ Word building with i,o and u builders.	<ul style="list-style-type: none">➤ To improve communication skills.➤ To increase the knowledge of phonic structure and to master spellings.	<p>Activity based learning</p> <p>Explanation method.</p> <p>Worksheets</p>	<p>Students will be able to introduce themselves in simple sentences in English .</p> <p>Students will be able to read simple phonetic sentences.</p>	<p>Speaking Skills Activity (Self introduction)</p> 

JULY	<ul style="list-style-type: none"> ➤ Consonant blends ➤ WH-words 	<ul style="list-style-type: none"> ➤ To encourage the students to recognize, read and spell the consonant blends correctly ➤ To help the students learn the correct use of 'WH' words. 	<p>Audio Visual</p> <p>Worksheets</p>	<p>Students will be able to read and spell words with blends and enhance their vocabulary.</p> <p>Students will be able to comprehend the concept of 'WH' words and their usage.</p>	<p>Phonics Picture Charades</p> 
AUGUST	<ul style="list-style-type: none"> ➤ Reading Comprehension ➤ Homophones ➤ Spot the word 	<ul style="list-style-type: none"> ➤ To improve reading and comprehension skills. ➤ To help students learn to differentiate between words with same sound but different spellings and meaning. ➤ To build vocabulary . 	<p>Audio visual.</p> <p>Worksheets</p> <p>Activity based learning</p>	<p>Students will be able to read and comprehend age appropriate text.</p> <p>Students will be able to comprehend the concept of homophones and their usage.</p> <p>Students will be able to identify words from a given letter in a picture to enhance vocabulary.</p>	<p>Homophone Song.</p> <p>Know your Leader (Speaking Skills)</p> 
SEPTEMBER	<ul style="list-style-type: none"> ➤ Reading Assessment ➤ Listen and Colour (Listening Skills Assessment) 	<ul style="list-style-type: none"> ➤ To assess the reading level of students. ➤ To enhance listening and comprehension skills through repeated practice. 	<p>Grade level text</p> <p>Worksheets</p>	<p>Students should be able to read grade level text and comprehend it.</p> <p>Students will learn to listen, understand and complete the appropriate task .</p>	<p>Roll and Read</p> 



<p>OCTOBER</p>	<ul style="list-style-type: none"> ➤ Picture Comprehension.  <ul style="list-style-type: none"> ➤ Reading passages 	<ul style="list-style-type: none"> ➤ To improve reading and comprehension skills. 	<p>Explanation method</p> <p>Worksheets</p>	<p>Students will be able to complete the sentences based on a given picture and talk about it.</p> <p>Students will be able to read an unseen passage and understand it.</p>	<p>Complete the picture</p>  <p>Vocabulary enhancement activities. (Kangaroo words)</p>
<p>NOVEMBER</p>	<ul style="list-style-type: none"> ➤ Story completion. ➤ Our Festivals 	<ul style="list-style-type: none"> ➤ To improve creative writing skills. ➤ To enhance public speaking skills 	<p>Worksheet</p> <p>Discussion method</p> <p>Activity based learning</p>	<p>Students will be able to complete and understand simple stories.</p>	<p>Speaking Skills Activity: My Favourite festival.</p> 
<p>DECEMBER</p>	<ul style="list-style-type: none"> ➤ Synonyms and Antonyms ➤ Reading Comprehension 	<ul style="list-style-type: none"> ➤ To enhance the vocabulary and learn multiple meanings of the same word. ➤ To develop the knowledge and skills to become independent readers. 	<p>Audio visual</p> <p>Worksheets</p>	<p>Students will be able to learn new words having the same /opposite meaning</p> <p>Students will be able to read independently and comprehend the text.</p>	<p>Keyword Bingo</p> 

JANUARY	<ul style="list-style-type: none"> ➤ Speaking Skills Assessment (Know and Tell) ➤ Reading Assessment 	<ul style="list-style-type: none"> ➤ To enable the students to speak confidently. ➤ To assess the reading level of students. 	<p>Activity based learning</p> <p>Grade level text</p>	<p>Students will be able to speak a few lines on the object provided by the teacher.</p> <p>Students should be able to read grade level text fluently and comprehend it</p>	<p>Impromptu speaking</p> 
FEBRUARY	<ul style="list-style-type: none"> ➤ Reading Assessment ➤ Listen, colour and Comprehend 	<ul style="list-style-type: none"> ➤ To assess the reading level of students. ➤ To enhance listening and comprehension 	<p>Grade level text</p> <p>Story telling</p>	<p>Students should be able to read grade level text fluently and comprehend it.</p> <p>Students should be able to complete the picture after listening and comprehending.</p>	<p>Story telling</p> 
MARCH	<ul style="list-style-type: none"> ➤ Recapitulation of concepts 	<ul style="list-style-type: none"> ➤ To help children revise all the concepts. 	<p>Discussion and Explanation method</p>	<p>Students will be able to revise and recapitulate concepts already done.</p>	

महीना	विषय-वस्तु	उद्देश्य	कार्य प्रणाली	सीखने के प्रतिफल	क्रियाकलाप
	<p>पाठ-1.वर्णमाला— स्वर, व्यंजन</p> <p>2. स्वरों की मात्राएँ</p> <p>दो वर्ण वाले शब्द तीन वर्ण वाले शब्द चार वर्ण वाले शब्द पाँच वर्ण वाले शब्द</p> <p>पाठ - 2 आ की मात्रा का परिचय</p>	<p>आ की मात्रा वाले पूर्व कक्षा की पुनरावृत्ति करवाते हुए मौखिक व लिखित अभ्यास करवाना।</p> 	<p>चित्र दिखाकर नाम पूछना तथा चित्र से स्वर एवं व्यंजन की पहचान करवाना।</p>	<p>स्वरों व व्यंजनों को क्रम से याद कर सकेंगे तथा उनका उच्चारण सीख सकेंगे।</p>	<p>वर्णों के योग से शब्द बनाना सीखना।</p>
मई	<p>पाठ - 2 आ की मात्रा</p> <p>पाठ - 3 इ की मात्रा का परिचय</p>	<p>शब्दों व ध्वनिका ज्ञान तथा अ, आ के उच्चारण में अन्तर का ज्ञान।</p>	<p>कविता का मौखिक एवं लिखित रूपी ज्ञान, पाठ्यपुस्तक द्वारा अभ्यास</p>	<p>अ, आ की मात्रा वाले शब्दों का मौखिक व लिखित रूप सीख सकेंगे।</p> 	<p>खेल - खेल में आ की मात्रा का ज्ञान करवाना।</p> 

जुलाई	<p>पुनरावृत्ति—</p> <ul style="list-style-type: none"> ● शब्द रचना ● आ की मात्रा <p>पाठ – 3 इ की मात्रा पाठ – 4 ई की मात्रा</p> <p>❖ अनुवाचन गतिविधि -(डॉक्टर)</p>	<p>नई मात्रा साथ शब्द के उच्चारण को समझना और बोलना ।</p> 	<p>पाठ्यपुस्तक, कार्य पत्रिका द्वारा समझाना ।</p> 	<p>दो मात्राओं के उच्चारण में अंतर को जानना तथा शब्द के बदलते स्वरूप को समझना ।</p>	<p>छात्रों को 'इ' से अथवा उसकी मात्रा वाले वर्ण से शुरू होने वाले उनके मित्रों के नाम बताने को कहना ।</p>
अगस्त	<p>पाठ – 5 उ की मात्रा पाठ – 6 ऊ की मात्रा , 'रु -रू</p> <p>❖ अनुवाचन गतिविधि - (तिरंगा / स्वतंत्र दिवस)</p>	<p>उ व ऊ की मात्रा की जानकारी एवं उच्चारण पर बल तथा मौखिक व लिखित रूप से अभ्यास कराना ।</p>	<p>चित्र बनवाकर मात्रा संबंधी शब्द लिखवाना ।</p> 	<p>उ ,ऊ की मात्रा की जानकारी एवं उच्चारण में अंतर का ज्ञान ।</p>	<p>कागज़ की गुड़िया बनानी सिखाई जाएगी ।</p> 
सितम्बर	<p>पाठ – 8 ए की मात्रा पाठ – 9 ऐ की मात्रा</p> <ul style="list-style-type: none"> ● रंगों के नाम 	<p>ए व ऐ की मात्रा का जानकारी एवं उच्चारण पर बल तथा मौखिक व लिखित रूप से अभ्यास व रंगों के नाम व फलों के नाम की जानकारी ।</p>	<p>व्यक्ति , वस्तु एवं स्थान का परिचय बताने हेतु प्रेरित करना व रंगों के नामों से संबन्धित कार्यकलाप ।</p>	<p>ए व ऐ की मात्रा युक्त शब्दों का उच्चारण सीखना ।</p> 	<p>विभिन्न प्रकार के चित्रों में रंग भरवाकर उनके नाम लिखवाना ।</p> 

अक्टूबर	<p>पाठ - 10 ओ की मात्रा पाठ - 11 औ की मात्रा</p> <p>ओ तथा औ की मात्रा</p> <p>नोट खोट चोर मोर बोल खोल रोक शोक</p> <p>और कौर फौज मौज नौका चौका</p>	<p>नए शब्दों को बनाने के कौशल का विकास।</p> <p>एक – अनेक वचन की जानकारी।</p>	<p>चित्र सहित वचन संबंधी कार्य पत्रिका द्वारा समझाना।</p> 	<p>उच्चारणानुसार ओ एवं औ की मात्रा का प्रयोग करना।</p>	<p>कागज़ की नौका बनानी सिखाई जाएगी।</p> 
नवम्बर	<p>पाठ - 14 अं की मात्रा पाठ - 15 आँ की मात्रा • फलों के नाम</p> <p>❖ अनुवाचन गतिविधि - बालदिवस</p> <p>फलों के नाम \ FRUITS NAME</p> <p>सेब आम अनार पपीता केला अनार खरबूजा चीकू</p>	<p>अं तथा आँ की मात्र की जानकारी देना।</p> 	<p>व्यंजन को मात्रा से जोड़ कर लिखवाना।</p>	<p>छात्र मात्राओं के उच्चारण में अन्तर को समझ सकेंगे।</p> 	<p>कागज़ का पंखा बनाना सिखाया जाएगा।</p> 
दिसम्बर	<p>पाठ-9 'ऋ' की मात्रा 1-10 तक गिनती</p> <p>❖ अनुवाचन गतिविधि – शरद ऋतु / क्रिसमस / नया साल</p>	<p>उच्चारणानुसार 'ऋ' की मात्रा का प्रयोग करना।</p> 	<p>गिनती के खेल द्वारा गिनती का ज्ञान प्रदान करना।</p>	<p>'ऋ' की मात्रा युक्त शब्दों का शुद्ध उच्चारण सीखाना।</p> 	<p>गिनती को अंकों व शब्दों में लिखवाया जाएगा।</p> 

जनवरी	पाठ – 18 रोमा की आदत (कहानी) पाठ – 22 हाथी की बारात (कविता)	कहानी व कविता का मौखिक तथा लिखित अभ्यास एवं ज्ञान पाठ्यपुस्तक के द्वारा ।	कहानी व कविता का पठन पाठ्यपुस्तक द्वारा ज्ञान ।	छात्र मात्राओं के उच्चारण में अन्तर को समझ सकेंगे ।	छात्रों को योग व स्वास्थ्य शिक्षा दीजिए ।
फरवरी	पाठ – 22 हाथी की बारात पाठ – 24 स्कूल बस	कविता के माध्यम से छात्रों में नैतिक मूल्यों का विकास कराना । 	कविता का पठन पाठ्यपुस्तक द्वारा ज्ञान ।	नैतिक मूल्यों को समझना तथा संतोष की भावना को जागृत करना । 	मिलजुलकर खेलने की प्रवृत्ति, सहयोग एवं खेल-भावना को विकसित करना ।
मार्च	पुनरावृत्ति 	कहानी का मनोरंजक ढंग से पठन व छात्रों के नैतिक मूल्यों का विकास करना।	पूर्व ज्ञान की पुनरावृत्ति ।	नैतिक मूल्यों को समझना तथा संतोष की भावना को जागृत करना ।	शब्द सीढ़ी बनवाकर छात्रों में खेल भावना को विकसित करना ।

BGS INTERNATIONAL PUBLIC SCHOOL

SECTOR 5, DWARKA, NEW DELHI





CURRICULUM (CLASS-I)





SUBJECT : NUMBER SKILLS (MATHS)

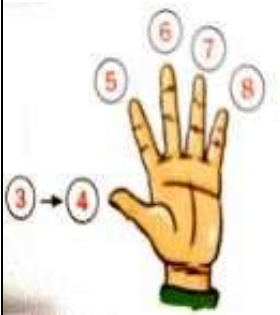


SESSION: 2025-26

TEXT BOOK: Think about maths – 1

TEACHERS NAME : Ms Shraddha Chak

MONTH	CONTENT	OBJECTIVES	METHODOLOGY	EXPECTED LEARNING OUTCOMES	ACTIVITIES
APRIL	Number Concepts <ul style="list-style-type: none"> Identification, sequencing and comparison of numbers. Ascending and descending order of numbers. Number names 	<ul style="list-style-type: none"> To count order and compare number. To identify and arrange number in ascending and descending order. 	Demonstration and Discussion. Activity Based Learning. 	<ul style="list-style-type: none"> The students will be able to build, understand and read numbers and number names up to 100. Students will be able to recognise numbers as ones, tens and hundreds, understand their place value 	Art activity: Mathematical Birthday card 
MAY	<ul style="list-style-type: none"> Greater and smaller numbers. Place value Table of 2 	<ul style="list-style-type: none"> To change numbers to number name and vice versa. To identify greater and smaller numbers. To learn about place value 	Worksheets Multimedia 	<ul style="list-style-type: none"> They will be able to determine greater or smaller number and arrange them accordingly. Students will be able to memorize the table of 2. 	Story telling 

JULY	Addition <ul style="list-style-type: none"> • Add our Points • Give and take • Birds come, Birds Go • Table of 3 	<ul style="list-style-type: none"> • To understand the properties of addition . • To understand the addition of 2 digit numbers 	<p>Usage of concrete objects.</p> <p>Story Telling.</p> <p>Worksheets</p> 	<ul style="list-style-type: none"> • The students will be able to understand concept of addition. • They will be able to add 2 digit numbers without regrouping. • They will able to apply the learnt concept to real life through problem solving 	<p>Addition Card Game</p> 
AUGUST	Shapes and Patterns <ul style="list-style-type: none"> • Circle, square, rectangle, triangle • Patterns • Straight Lines and curved Lines • Table of 5 	<ul style="list-style-type: none"> • To recognise, identify and learn the basic shapes. • To identify different types of lines. • To recognise and extend different types of patterns. 	<p>Demonstration and Usage of basic shapes</p> <p>Worksheets Multimedia</p> 	<ul style="list-style-type: none"> • Students will be able to identify and learn the properties of basic shapes. • They will be able to identify different types of lines. • They will be able to recognise and extend different types of patterns. • Students will be able to recite tables from 2 till 5 	<p>Collect shapes and Collage Making</p> 

SEPTEMBER	Subtraction <ul style="list-style-type: none"> • Give and take • Birds come, Birds Go • Table of 4 	<ul style="list-style-type: none"> • To understand the properties of subtraction. • To understand the subtraction of 2 and 3 digit numbers without borrowing. • To recognise word problems leading to addition/subtraction using steps of problem solving. <p>To connect addition</p> <ul style="list-style-type: none"> • and subtraction through number families. 	<p>Activity Based Learning</p> <p>Worksheets</p> <p>Multimedia</p> 	<ul style="list-style-type: none"> • Students will be able to understand the subtraction of 2 digit and 3 digit numbers without borrowing. • They will learn to subtract numbers in counts of ten mentally. • They will be able to apply the learnt concept to real life situations through mixed problem solving. 	<p>Subtraction bowling</p> 
OCTOBER	Time <ul style="list-style-type: none"> • Clock • calendar 	<ul style="list-style-type: none"> • To read the time to the exact hour • To understand and read the calendar (days of the week and months of the year). 	<p>Usage of clock/calenda r</p> <p>Story telling</p> <p>Worksheets</p> <p>Multimedia</p>	<ul style="list-style-type: none"> • Students will be able to read time to the exact hour • They will be able to understand and read the calendar (Days of the week and Months of the year) 	<p>Speaking activity: Speak on your favourite season.</p> 

BGS INTERNATIONAL PUBLIC SCHOOL

SECTOR 5, DWARKA, NEW DELHI






CURRICULUM (CLASS-I)




SUBJECT : EXPLORER



SESSION: 2025-26



TEXT BOOK: ----

TEACHERS NAME: Ms. RINKU DAGAR

MONTH	CONTENT	OBJECTIVES	METHODOLOGY	EXPECTED LEARNING OUTCOMES	ACTIVITIES
APRIL	About Me	To learn about oneself.	Classroom participation and Use of audio-visual aids	The students will be able to know about themselves and understand that we all have different likes and dislikes. 	Palm Printing (I am Special)  and Booklet (All About Me) 
MAY	My Body	To identify the external parts of the body. To learn about the sense organs and their functions.	Demonstration method Use of audio-visual aids and Activity-based learning	The students will be able to: > Identify and label the external body parts. > Understand the functions of different body parts. The students will be able to understand the importance of the sense organs.	Game- Simon Says....  Blindfold Game - Guess the object challenge! 

JULY	My Family	<p>To make the students aware of concept of family.</p> <p>To acquire knowledge about the different types of families:</p> <ul style="list-style-type: none"> >Nuclear family (Small family) >Joint family (Big family) 	<p>Collaborative discussion and</p> <p>Use of audio-visual aids</p>	<p>The students will be able to :</p> <ul style="list-style-type: none"> > Understand the importance of a family. > Identify nuclear (small) and joint (big) family. 	<p>Role Play (Characterisation of various family members)</p>
AUGUST	My Body Needs Food and Care	<p>To acquire knowledge about :</p> <ul style="list-style-type: none"> > Why do we need food > Sources of food <p>> Healthy and Junk Food</p> <p>To acquaint the students about how we should take care of our body.</p>	<p>Explanation method</p> <p>Inquiry-based learning and</p> <p>Collaborative discussion</p>	<p>The students will be able to :</p> <ul style="list-style-type: none"> > Understand the importance of food. > Identify the sources of different types of food. > Identify healthy and junk food. <p>The students will be able to inculcate good habits.</p>	<p>Clay Modelling</p>  <p>'Clean Hands Happy Hands' (Steps to wash hands)</p> 

SEPTEMBER	My Sweet Home	<p>To learn about the:</p> <ul style="list-style-type: none"> >Need of a house >Different rooms in a house 	<p>Observation method and Inquiry-based learning</p>	<p>The students will be able to :</p> <ul style="list-style-type: none"> > Understand the importance of a house. >Identify and understand the utility of the different rooms in a house. 	<p>Picture pasting of different rooms in your house.</p> 
OCTOBER	<p>My School</p> <p>Our Helpers</p>	<p>To learn about the school.</p> <p>To make the students aware about the role of various people who help us.</p>	<p>Explanation method</p> <p>Game-based learning and</p> <p>Collaborative discussion</p>	<p>The students will be able to understand the significance of a school.</p> <p>The students will be able to :</p> <ul style="list-style-type: none"> >Identify the different community helpers. >Appreciate and understand the importance of different helpers in our lives. 	<p>To visit the school website and learn more about our school.</p> <p>Postcard Activity</p> 

NOVEMBER	Travel Time	<p>To learn about the various means of transport.</p> <p>>Land transport</p> <p>>Water transport</p> <p>>Air transport</p>	<p>Observation method and Learning by doing</p>	<p>The students will be able to identify and classify the different means of transport.</p> <div data-bbox="1202 351 1599 657">  </div> <p>The students will be able to classify the things that we use in different seasons.</p>	<p>ORIGAMI (Make a paper car, boat or plane)</p> <div data-bbox="1626 266 2027 609">  </div> <p>FUN TIME (Cotton Bud Activity)</p>
	Wonderful Seasons!	To acquire knowledge about the various seasons.	Collaborative discussion		



BGS INTERNATIONAL PUBLIC SCHOOL
SECTOR 5, DWARKA
CURRICULUM

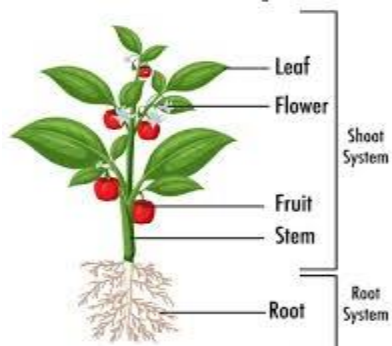


SUBJECT : GENERAL KNOWLEDGE




SESSION : 2025-26


CLASS : I

TEACHER'S NAME : Ms. POOJA BHOLA

<u>MONTH</u>	<u>CONTENT</u>	<u>OBJECTIVES</u>	<u>METHODOLOGY</u>	<u>EXPECTED LEARNING OUTCOMES</u>	<u>ACTIVITIES</u>
APRIL	<u>EXPLORING SHAPES</u> <ul style="list-style-type: none"> ❖ Recognizing and coloring different types of shapes ❖ Shapes identification in the environment or everyday life 	To recognize and name common 2D shapes	Hands - on activities	Students will be able to identify shapes in everyday environment	<p>"SHAPE HUNTS" – Find shapes in the classroom or outdoors</p> 
MAY	<u>VALUE EDUCATION & LIFE SKILLS</u> <ul style="list-style-type: none"> ❖ Self Introduction ❖ Table manners 	To inculcate social etiquettes and table manners among children	Games and Creative activities	Student will be able to know about table manners and etiquettes	<p>"MANNERS AT THE MAGIC MEAL" – Organizing a practice meal in the classroom</p> 

JUNE	<u>SUMMER VACATION</u>				
JULY	<u>OUR GREEN FRIENDS – PLANTS</u> <ul style="list-style-type: none"> ❖ Fresh flowers ❖ Healthy vegetables ❖ Parts of plants 	To develop an awareness of the natural world	PPT, video and interactive method	Students will be able to identify and name basic parts of plant their importance and uses	Quiz and worksheet 
AUGUST	<u>THE AMAZING WORLD OF ANIMALS</u> <ul style="list-style-type: none"> ❖ Domestic and wild animals ❖ Animals and their home 	To enable students to understand the types of animals and their homes	PPT, video and interactive method	Students will be able to classify animals into different groups and learn about their homes and habitat	Quiz and worksheet 
SEPTEMBER	<u>OUR CALENDER ADVENTURE</u> <ul style="list-style-type: none"> ❖ Days of the week ❖ Months of the year 	To learn the order of the days of the week and the months of the year	Video& PPT	Students will be able to recognize, read and write days and months in order	Quiz, brain storming and worksheets 

OCTOBER	<u>MY WONDERFULL COUNTRY</u> <ul style="list-style-type: none"> ❖ Our National Symbols ❖ Current Indian Political Leaders 	To develop visual recognition of the national symbols	PPT, video and discussion method	Students will be able to recognize and name basic national symbols of India	Quiz and worksheet 
NOVEMBER	<u>INCREDIBLE INDIA</u> <ul style="list-style-type: none"> ❖ Traditional clothes ❖ Monuments of India ❖ Our festivals 	To aware students about the culture and diversity of India	PPT and interactive method	Students will be able to know traditional clothes, monuments and festivals	Quiz, brain storming and worksheets 
DECEMBER	<u>FUN WITH SPORTS</u> <ul style="list-style-type: none"> ❖ Types of Indoor and Outdoor games 	To emphasize the importance of physical activity for health and well – being	Video& PPT	Students will be able to recognize different types of indoor /outdoor games	Worksheet and Quiz 

JANUARY	<u>Let's explore space</u> <ul style="list-style-type: none"> ❖ Planets ❖ Our home – Earth ❖ Sun – Our bright star 	To familiarize students with the names and basic visual characteristics of the Planets, Earth and Sun	Video& PPT	Students will be able to identify and name different planets and will know more about Earth and Sun	Worksheet & brain storming 
FEBRUARY & MARCH	<ul style="list-style-type: none"> ❖ Revision of previous topics ❖ Current Affairs 	To keep students updated with the news around the world	Video& PPT	Students will be able to recapitulate the content confidently and easily	Quiz & brain storming



BGS INTERNATIONAL PUBLIC SCHOOL
SECTOR 5, DWARKA
CURRICULUM


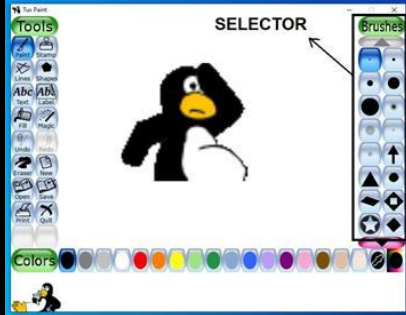

SUBJECT : ROBOTICS




SESSION : 2025-26

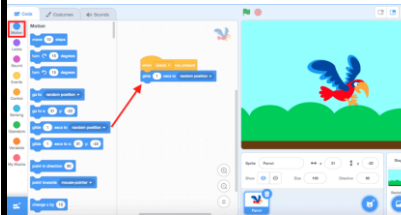

CLASS : I

TEACHER'S NAME : Ms. POOJA BHOLA

MONTH	CONTENT	OBJECTIVES	METHODOLOGY	EXPECTED LEARNING OUTCOMES	ACTIVITIES
APRIL	Introduction to Computers and Robotics	To make students learn about the :- <ul style="list-style-type: none"> • parts of computer • types of computer • computer etiquettes • applications of computer and electronic machines 	Group discussion	Students will develop a strong understanding of computer and electronic machines	<p><u>ACTIVITY</u> - Students will watch a movie or videos featuring various types of robots</p> 
MAY	Introduction to files and folders	To learn how to create, rename and delete a folder	Practical method	Students will be able to create new folders and sub folders within their computer file system	<p><u>PROJECT</u> - Create a folder and rename it with your name</p> <p><u>PROJECT</u> - Copy a file in a folder</p> 
JUNE	<u>SUMMER VACATION</u>				

JULY	Introduction to MS Paint	To learn about the different tools of MS Paint window and to create drawings in it	Hands-on Practice	Students will be able to identify and describe the basic components of the MS Paint interface	<p>PROJECT - Draw different shapes in MS Paint using shape tool</p> <p>PROJECT - Draw the picture of a tree and flag in MS Paint using shape and color tool</p> 
AUGUST	Introduction to Tux Paint	To know about different tools of Tux Paint window and to draw and color a new drawing in it	Hands-on learning	Students will be able to locate and use the main tools and features within the Tux Paint program	<p>PROJECT - Draw the picture of a Kite and Hut in Tux Paint</p> <p>PROJECT – Write your name using text tool and line tool</p> 
SEPTEMBER	Introduction to LEGO WeDo 2.0 kit and its components	To make them learn about Robotics and STEM concepts	Hands-on Practice	Students will understand basic robotics components like motors, sensors etc.	<p>PROJECT - Exploring and learning the components of LEGO WeDo 2.0 kit</p> 

OCTOBER	Building and programming a Cooling Fan using LEGO WeDo kit	To know how to design and built a fan model using LEGO blocks	Hands-on Practice	Students will be able to understand how to turn the LEGO model at different speeds	PROJECT - Creating a cooling fan using LEGO WeDo kit 
NOVEMBER	Building and programming a Robo Car using LEGO WeDo kit	To know how to Design and built a Robo Car that can help students to learn the basics of programming	Hands-on Practice	Students will be able to understand about the sensors technology	PROJECT - Creating a Robo Car using LEGO WeDo kit 
DECEMBER	Introduction to SCRATCH 2.0	To learn about the components of Scratch and its coding blocks, to select a sprite and backdrop of the stage	Hands-on Practice	Students will be able to choose different sprites and backdrops in Scratch	PROJECT - Select different sprites and their backdrops 

JANUARY	Introduction to Motion Block in SCRATCH 2.0	Students will learn about the use of different blocks under the Motion Block category	Hands-on Practice	Students will be able to move and glide a sprite	<p>PROJECT - Move the sprite from one position to another position</p> <p>PROJECT - Make a sprite glide from its position</p> 
FEBRUARY & MARCH	Introduction to Looks blocks	To learn about the use of different blocks under the Looks Block category	Hands-on learning	Students will be able to change the costume of the sprite and create a conversation between two sprites	<p>PROJECT - Dancing Ballerina</p> <p>PROJECT - Create a conversation between two different sprites</p> 

SUBJECT: ART

SESSION: 2025-2026

CLASS: I

BOOK: PRAGYA PAC BOOK PART-I & BGS ART FILE

TEACHER'S NAME: Ms. Vibha Sharma

MONTH	CONTENT	OBJECTIVES	METHODOLOGY	EXPECTED LEARNING OUTCOMES	ACTIVITIES
APRIL	1. Colour concept 2. Wash your hands 3. Beat the heat 4. Fire Engine 5. Earth Day 6. Ram Navami (Colouring) 7. Yoga day 8. Easter (Collage)	To help students to know about primary, secondary, natural and complimentary colours.	Explanation method.	Students will be able to identify the different types of colours.	1. Colouring 2. Drawing 3. Tearing and Pasting
MAY	1. Juicy Fruits 2. Red Riding Hood 3. Buddha Purnima 4. Origami Cat	To help students develop fine motor skills.	Learning by doing method.	Students will be able to draw and colour on their own.	1. Drawing & Colouring 2. Fingerprinting activity 3. Paper folding activity
JULY	1. Cranes 2. Watermelon 3. Tree house 3. Toucan 4. Lion 5. School time 6. Scenery	To create awareness about environment.	Guided exploration method.	Students will understand environment in a better way.	1. Patterns 2. Paper plate activity 3. Strokes using pencil colours 4. Colouring 5. Drawing

AUGUST	1. Helicopter 2. Birthday card 3. Dinosaur 4. Rakhi making(Art file) 5. Independence day (Art file)	To enhance their creativity in colouring and craft work.	Explanation method, Learning by doing method	Students will be able to use pencil colours in a better manner.	1. Drawing & Colouring 2. Cotton Swab impression 3. Craft 4. Cotton Bud activity
SEPTEMBER	1. Mahashivratri 2. Jelly Fish 3. An Aeroplane(Art file) 4. Planets	To help students develop fine motor skills and observation skills.	Guided exploration method	Students will enhance their creativity and colouring skills.	1. Palm Printing 2. Drawing & Colouring 3. Sticker pasting
OCTOBER	1. Birds' Paradise 2. Peacock 3. My sweet home 4. Durga puja 5. Chhath Puja 6. Summer season & Rainy season things(step by step drawing in Art file)	-To help students understand the concept of different paintings. -To connect students with their own culture.	Learning by doing method.	Students will be able to enhance their imagination and do the things on their own.	1. Vegetable printing activity 2. Drawing & Colouring 3. Tracing & Thumb impression 4. Blow painting
NOVEMBER	1. Look alike Turtle & Tortoise 2. Pet Animals 3. Fish 4. Spider's Web 5. Garden 6. Origami Bird 7. Warli Art	To help students enhance their craft skills.	Learning by doing method.	Students will be able to learn different craft activities.	1. Paper folding activity 2. Tearing and Pasting 3. Wool pasting 4. Word maze 5. Pencil Shavings pasting 6. Drawing & Colouring

DECEMBER	1. Doll 2. Apple 3. Flowers 4.Scare Crow 5. Christmas (Art file)	To develop fine motor skills and hand-eye coordination.	Demonstration method.	Students will be able to develop their hand-eye coordination.	1. Patterns 2. Fevicol impression activity. 3. Paper crumpling activity 4. Drawing & Colouring 5. Pasting broom bristles
JANUARY	1. Roots we eat 2. Landscape 3. Whale 4. Holi(step by step drawing in Art file) 5. Navroz(greeting card)	To help students enhance their crafting skills.	Guided Exploration method.	Students will be able to learn new types of craft activities.	1. Sandpaper activity 2. Paper folding activity 3. Drawing & Colouring 4. Card making activity
FEBRUARY & MARCH	1. Numbers drawing(step by step drawing in Art file)	To promote innovation & creativity.	Learning by doing method.	Students will be able to use colours effectively.	1. Drawing & Colouring

BGS INTERNATIONAL PUBLIC-SCHOOL
SECTOR-5, DWARKA, NEW DELHI

SUBJECT: YOGA

SESSION: 2025-26

CLASS: 1st

TEACHER'S NAME: Uma Tiwari

MONTH	CONTENT	OBJECTIVES	METHODOLOGY	EXPECTED LEARNING OUTCOMES
APRIL&MAY	Deep Breathing, Om chanting, Yoga's prayer, upper body stretching.	To help student to know about their ancient culture.	Demonstration Method	Yoga is a completely personality development for students. It helps student to aware about their health.
JULY	Practice of previous class + eye exercises, lower body stretching.	Beneficial for eyes- ➤ Palming ➤ Sideways viewing ➤ Rotational viewing ➤ Up and down viewing.	Demonstration Method	These simple exercises help to alleviate various disorders related to the malfunctioning of the eye muscles such as short and long-sightedness, presbyopia and squint.
AUGUST	Practice of previous class+ Neck movements, standing postures.	Beneficial neck movement- Up ➤ Down ➤ Left ➤ Right ➤ Clockwise Rotation ➤ Anticlockwise Rotation	Demonstration Method	These exercises release tension, heaviness and stiffness in the head, neck and shoulder region. Because all the nerves connecting the different organs and limbs of the body pass through the neck.
SEPTEMBER	Practice of previous class+ Arm's exercise	Beneficial for arm's shoulders & chest.	Demonstration Method	To help to increased their muscles power.
OCTOBER	Practice of previous class + knee exercise	Students increased their flexibility.	Demonstration Method	All the foot and calf asanas help in returning the stagnant lymph and venous blood. They thus relieve tiredness and cramp.
NOVEMBER	Practice of previous class +Body stretching (up, down & side)	Students increased their flexibility.	Demonstration Method	To help to increased their flexibility.
DECEMBER	Practice of previous class+Tadasana (palm tree poses)	Students increased their balancing power with palm tree pose.	Demonstration Method	To help develops physical and mental balance. The entire spine is stretched and loosened, helping to clear up congestion of the spinal nerves at the points where they emerge from the spinal Column.
JANUARY	Practice of previous class+TriyakTadasana (Swaying palm tree pose)	Students increased their concentration power.	Demonstration Method	To help tones the waist and back. It is useful for correcting back stiffness and postural problems.
FEBRUARY&MARCH	Practice of previous class+KatiChakrasana	Kati chakrasana makes their back flexible.	Demonstration Method	Yoga is a completely personality development for students. It helps student to aware about their health.

BGS INTERNATIONAL PUBLIC SCHOOL

SECTOR 5, DWARKA, NEW DELHI

CURRICULUM FOR FOUNDATION WING

SUBJECT : MUSIC

SESSION: 2025-26

TEACHERS NAME: Ms. SHIVANI

MONTH	CONTENT	OBJECTIVE	METHODOLOGY	EXPECTED LEARNING OUTCOMES	ACTIVITY
APRIL	Start with school song and warm up.	Develop early literacy skills like repetition and listening.	Voice Modulation	Children will able to learn school song.	Introduce musical concepts within themes that are relevant and interesting.
MAY	School song and gayatri mantra.	To develop social skills in children.	Extensive Learning	Children will able to sing the school song and gayatri mantra.	Repeat school songs, rhymes.
JULY	National anthem and patriotic song.	Enrich young children vocabulary.	Sequential Learning	Children will able to sing with correct note.	Sing-along: Engage the kids in singing simple, catchy song with easy-to-follow lyrics and melodies.

AUGUST	House song: Alps (Sare jahan se acha)	Express and reflect on feelings and emotions felt when listening to music.	Interactive Learning	Children will able to sing the song in rhythm and show the direction the notes go (up, down. stay the same).	Use games: Like musical command and musical chairs to introduce rhythm and movement.
SEPTEMBER	House song: Andes (Bharatiya hai hum) and rhymes.	Develop the confidence to sing solo and strength of the voice.	Integration with other subjects(exploration connection between music and other subjects).	Children will do action while singing the song and recognise pitch differences.	Movement Activity: Integrate movement into music lessons through activities like dancing , marching or playing musical statues.
OCTOBER	Diwali song and respond to given rhythm body movements.	Develop appropriate vocabulary to describe music. Learn about music which reflects a variety of cultural.	Inclusive Environment	Children will able to identify the main melodic phrase in a piece of music and ability to gain understanding of vocal dynamics.	Instrument exploration: Allow kids to explore simple instrument like harmonium to discover sounds and rhythm.
NOVEMBER	House song: Himalaya (Ho janam dobara) and revision evaluation individually.	Identify musical elements (rhythm and pitch, dynamic, tempo, structure and texture)	Creative Expression	Ability to give a solo performance in any one song from the prescribed syllabus.	Repetition : Repeat song and musical activities to reinforce learning and improve retention.
DECEMBER	Christmas song and follow the gesture/step movement in small groups.	Express feelings and preferences about a piece of music and listen to and respect the ideas of others.	Repetition	Children will able to identify the whole notes and whole rests.	Group activities: Like collaboration and teamwork through group activities.

JANUARY	Republic day song.	Develop the strength of the voice and articulation of the mouth in the interpretation of a song.	Interactive Activities	Children will able to learn the song and sing with correct note.	Repeat song and playing instrument together.
FEBRUARY	House song: Drakensberg (Aey malik tere bande hum) and Graduation day song.	Children will be prepare the body to produce sounds (voice and rhythm).	Collaborative Learning	Children will able to sing in correct note and ability to give a solo performance.	Call and respond: encourage participation by using call and responds techniques.

SUBJECT TEACHER

DANCE CURRICULUM

CLASS - 1 (2025- 2026)

S.No	MONTH	TOPIC	Activity	
CYCLE - 1	APR-MAY	(JAZZ)	(WARM UP) - JAZZ DANCE STYLE WILL BE INTRODUCED . BASIC HAND MOVEMENTS AND FOOTSTEPS WILL BE TAUGHT IN THE CLASS AND WILL WORK ON MUSICALITY.	
CYCLE - 2	JULY-AUG	(STREET JAZZ)	(WARM UP) - WILL WORK ON STANDING POSITION AND ARMS POSITION OF JAZZ DANCE AND DANCE PREPARATION FOR JANMAASHTMI	
CYCLE - 3	SEPT-OCT	(FOLK)	CLASS DANCE ROUTINE (DIWALI)	
CYCLE - 4	NOV-DEC	(HIP-HOP)	(WARM UP) - EXERCISE LIKE:- ROLLING, JUMPING, MOVING SHOULDERS, FOOTWORK, FLOOR STEPS, BEAT KNOWLEDGE	
CYCLE - 5	JAN-FEB-MARCH	(FREESTYLE)	(WARM UP) - INTRODUCTION OF BALLROOM DANCE, BASICS OF SALSA DANCE: RIGHT TURN, LEFT TURN + (GRADUATION DAY PREPARATION)	