





BGS INTERNATIONAL PUBLIC SCHOOL
SECTOR-5, DWARKA, NEW DELHI - 75

Service to
Mankind is
Service to God



OUR MENTORS



CLASS VI SUMMER ASSIGNMENT
SESSION: 2024-25




WEEK	SCHOLASTIC	CO-SCHOLASTIC
I	ENGLISH	ROBOTICS
II	HINDI	MUSIC
III	FRENCH/SANSKRIT	ART
IV	MATHEMATICS	GK
V	SCIENCE	
VI	SOCIAL SCIENCE	





Week 1

1. Design a mind map of Nouns or Adjectives on A3 Sheets.
2. Choose any of your favourite kids show or movies or a book. Write about the characters involved in that story and highlight your favourite character in the story. Express your thoughts and views and the value you have learnt in not more than 80 words. (Charle and the Chocolate Factory, Bheem, Harry Potter, Spiderman, Jungle book, Ruskin Bond, Sudha Murty)
 - Choose the book or the movie.
 - Sketch out the contents, characters or events. (A4 sheet/ chart paper)
 - Use the top, bottom and sides for important details.
 - Highlight some valuable information you get from it.



3. Find out 5 Idioms and make sentences of each. Draw out the picture of it also.
 - Use A4 size sheet.
 - Write neatly with the correct usage of the word.
 - Specify the part of speech (verb/noun/adjective/adverb)
4. Read the newspaper and write down 5 important daily news along with the temperature of the day. Paste the cut outs also.
 - Use a ruler sheet.
 - Neatly write the information with the date and place. (a week)
5. Revise the work done in grammar and literature thoroughly.



ROBOTICS HOLIDAY HOMEWORK

Practice following code in notepad and Write code and its output in robotics notebook.

Projects based on JavaScript

Project 1

#Create a webpage of Switching on and off of the light bulb using JavaScript.

```
<html>
<body>

<h2>What Can JavaScript Do?</h2>

<p>JavaScript can change HTML attribute values.</p>

<p>In this case JavaScript changes the value of the
src (source) attribute of an image.</p>

<button
onclick="document.getElementById('myImage').src='pic_
bulbon.gif'">Turn on the light</button>
```

```


<button
onclick="document.getElementById('myImage').src='pic_
bulboff.gif'">Turn off the light</button>

</body>
</html>
```



Save These images in your computers before writing the code.

Project 2: ChangStyles (CSS)

```
<html>
<body>

<h2>What Can JavaScript Do?</h2>

<p id="demo">JavaScript can change the style of an
HTML element.</p>

<button type="button"
onclick="document.getElementById('demo').style.fontSi
ze='35px'">Click Me!</button>
```

```
</body>
</html>
```

Project 3:

#Create a webpage of user login form using JavaScript.

```
<html>
<head>
<style>
div{
    padding:10px;
    border:1px solid pink;
    border-radius:10px;
    width:400px;
    margin-top:10px;
}
h3{
    background-color:red;
    color:white;
    padding:4px;
    text-align:center;
}
input{
    background-color:red;
    padding: 7px 40px 7px 40px;
    color:white;
    font-weight:bold;
    margin-left:70px;
    border-radius:5px;
}
</style>
</head>
```

```
<body>
<div>
<h3>Please Login</h3>
<form action="SAMPLE.HTML" method="post" >
<table>
<tr>
<td>Email:</td>
<td><input type="email" name="email"/>
</td></tr>
<tr>
<td>Password:</td>
<td><input type="password" name="password"/>
</td></tr>
<tr>
<td colspan="2" style="text-align:center">
<input type="submit" value="login"/>
</td></tr>
</table>
</form>
</div>
</body>
</html>
```



सप्ताह -



1. पठन तथा लेखन कार्य-

- (क) ग्रीष्मकालीन अवकाश आपने कैसी बिताया? इस पर लगभग 100 शब्दों में अनुच्छेद लिखिए।
(ख) बाल रामायण के 1 से 7 पाठ पढ़कर राम के चरित्र से आप किस तरह प्रभावित हुए।
अपने शब्दों में एक अनुच्छेद लिखिए ।
(ग) प्रधानाचार्य से 4 दिन के अवकाश हेतु प्रार्थना पत्र लिखिए ।

2. प्रतिदिन एक सुलेख लिखें । (7 दिन)

नोट :- आपके कार्य को इन संदर्भों के अंतर्गत जाँचा जाएगा -

- वर्तनी की शुद्धता तथा लिखावट का ध्यान रखें।
- भाषा सरल , सुबोध सटीक व स्तरीय होनी चाहिए।
- अंग्रेजी शब्दों के प्रयोग से बचें ।
- प्रस्तुतीकरण (Presentation) , क्रियात्मकता (Artistry)
- रचनात्मकता या सृजनात्मकता (Creativity)

➤ दिए गए कार्य- 1 तथा 2 को किसी भी एक छोटी-सी हिंदी की पुस्तिका में कीजिए ।

3. ए-4 आकार के कागज (शीट) को किसी भी आकृति (Shape) में काटकर नीचे दिए गए किसी एक विषय पर अपने अनुक्रमांक के अनुसार कार्य करें।

- पर्यायवाची शब्द(15) (1-12)
- विलोम शब्द(15) (13-24)
- उच्चारण स्थान तालिका (25-38)

4. अब तक पढ़ाए गए सभी पाठों का पुनराभ्यास करें तथा अपनी कार्यपुस्तिका का कार्य पूर्ण करें। व्याकरण पुस्तक से 25 विलोम तथा 25 पर्यायवाची शब्द याद करें।

- दिमाग और मन को एकाग्रचित करके लिखने का अभ्यास करें।
- लिखकर याद करने से कार्य दिल व दिमाग पर छप जाता है।
- शब्दों को बार-बार दोहराने से व बार-बार लिखने से भूलते नहीं हैं।

➤ नियमित रूप से हिंदी समाचारपत्र, पत्रिकाएं, कहानियाँ पढ़ें व दूरदर्शन पर हिंदी समाचार सुनें।



BGS INTERNATIONAL PUBLIC SCHOOL
DWARKA SEC -5 NEW DELHI



SESSION:2024-25

SUMMER

ASSIGNMENT

MUSIC

CLASS:VI

A decorative border of various musical notes, including eighth, quarter, and half notes, surrounds the central text area.

CLASS VI

-Learn House Song and School Song.

-Make a New Notebook for Music and write down all the House Songs , School Song and National Anthem.



FRANÇAIS

WEEK-3



Q1. Make a book mark and the theme is "SALUTATIONS":

Q2. Write numbers from 21 to 50 in French notebook.



Q3. Write 10 vegetables (les légumes) and 10 fruits (les fruits) in both french and English in your french notebook. Paste their pictures too.



Q4. Make a clipart of French culture using A4/A3 sheets or French notebook. E.g. given below.



Q4. Faites des feuille de travail :



NOTE :

- ❖ Kindly complete the worksheet and paste it in your french notebook.
- ❖ Complete Lesson-2 from cahier.
- ❖ Learn vocabulary given in your book.

BGS INTERNATIONAL PUBLIC SCHOOL
SECTOR-5, DWARKA
LE DEVOIR DE VACANCES (VI)

Q1. Répondez aux questions :

(Reply to the questions)

1. Comment allez- vous? _____
2. Comment ça va ? _____
3. Comment tu t'appelles ? _____
5. Quel âge avez-vous ? _____

Q2. Écrivez en français:

(Write in french)

1. Please (Formal) _____
2. I am sorry. _____
3. Thank you very much ! _____
4. Hello ! _____
5. See you very soon _____
6. See you tomorrow _____
7. Good bye _____
8. Good day ! _____
9. Good evening _____

Q3. Corrigez les fautes.

(Find the mistakes)

1. Comment vous appelez-tu ? _____
2. Je m'appelles Ram. _____

Q4. Épelez bien.

(Spell correctly)

1. Sallut _____
2. ca va bein _____
3. Monsoir _____
4. Madam _____
5. bonne matin _____
6. mademosell _____

Q5. Retrouvez les phrases suivantes:

(Frame the sentence)

1. Appelle/Ali/je/m' _____
2. bien/vais/je/merci _____

Q6. Complétez le dialogue:

(complete the dialogue)

PAUL : Salut ! Ça va?

PAULINE : _____

PAUL : Comment _____

PAULINE : Je m'appelle Pauline, et toi?

PAUL : Je m'appelle Paul. _____ PAULINE : J'habite à Paris.

PAUL : Au revoir _____

PAULINE : _____ Paul.

Q7. Mettez le dialogue en ordre :
(Put the dialogue in order)

Ça va bien merci, et toi?
Au revoir !
Salut Sarah
Ça va bien.
À demain !
Salut Robin Comment ca va?

Q8. Reliez les colonnes.
(Match the columns)


1. France	a. Un musée
2. Le Drapeau français	b. Une église
3. Un monument en fer	c. l'Hexagone
4. Le Louvre	d. bleu,blanc,rouge
5. Le 14 juillet	e. la tour Eiffel
6. Notre-Dame	f. la fête nationale
7. Le vin	g. le bordeaux

Q9. Nommez :
(Name them)

1. Un musée en France : (a museum in France): _____
2. Deux fromages français : (2 french cheese) : _____
3. La ville Capitale de la France : (The Capital city of France) : _____

Q10. Ajoutez-les et écrivez en lettres:
(add them and write in letters)

1. Dix + trois = _____
2. Neuf + sept = _____
3. Huit + trois = _____
4. Dix + sept = _____





1. पेज संख्या 33 पर दिए गए गीतं को कंठस्थ याद कीजिए।
2. 20 धातु क्रिया पदों को चित्रं द्वारा चार्ट पेपर पर दर्शाए।

ART ASSIGNMENT



WEEK-03

CLASS - 6th



PAPER BAG

CLASS - 6th A, 6th C

A **paper bag** is a bag made of paper, usually craft paper. Paper bags can be made either with virgin or recycled fibres to meet customers' demands. Paper bags are commonly used as shopping carrier bags and for packaging of some consumer goods. They carry a wide range of products from groceries, glass bottles, clothing, books, toiletries, electronics and various other goods and can also function as means of transport in day-to-day activities.

ASSIGNMENT

Student can make different type of bages using craft sheets, brown paper and news papers etc

FILE COVER

CLASS - 6th B, 6th D

A **File Cover** contains the back cover, spin and front cover of the storing your important document .It is a powerful tool that captures essence, emotion and creativity. A good cover shows professionalism, credibility and input.

ASSIGNMENT

Student can make different type of File Covers using craft sheets, Coloured sheets, yarns and other materials.

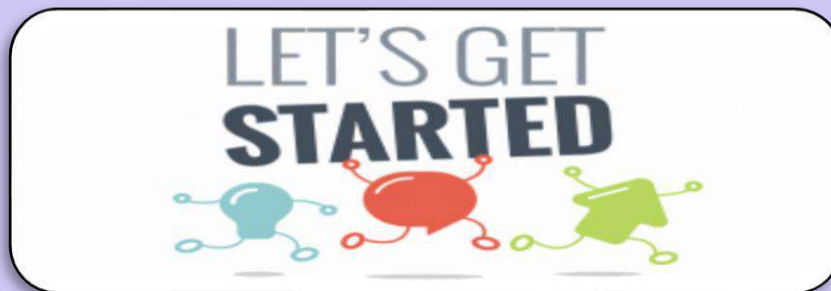


WEEK-



GENERAL INSTRUCTIONS:

- Use coloured A4 size sheets for doing the assignments and compile them in a file.
- Write your COMPLETE NAME and SECTION on it.
- Write questions also for the given assignments.
- Do your work neatly.
- Revise all the topics taught in the class.



TASK – 1

1. Choose the correct option: (Do it on coloured A4 size sheet)

- i) The greatest among the numbers 4536, 4892, 4370, 4452 is
a) 4452 b) 4536 c) 4892
- ii) The smallest 8-digit number is
a) One Lakh b) One Crore c) One Million
- iii) Which of these is the factor of 50?
a) 10 b) 3 c) 7
- iv) Which of the following is a prime number?
a) 14 b) 28 c) 13
- v) A number for which sum of all its factors is equal to twice the number is called
a) Odd Numbers b) Perfect Numbers c) Prime Numbers
- vi) The natural numbers along with zero form the collection of _____ numbers.
a) Whole Numbers b) Perfect Numbers c) Prime Numbers

vii) The greatest 4-digit number that can be formed using digits 8, 0, 5 (1 digit twice) is

a) 8805

b) 8550

c) 8850

viii) The number of multiples of a given number is

a) 100

b) 1000

c) Infinite

ix) The prime number which is even is

a) 2

b) 3

c) 5

x) The example for twin primes is

a) 5 and 11

b) 3 and 5

c) 11 and 17

TASK – 2

2. Make a grid of numbers from 1 to 100 on coloured A4 size sheet. On it, shade all the multiples of 6 by blue colour and all the multiples of 7 by yellow colour. Shade the common multiples of 6 and 7 with green colour. From the grid, write all the multiples of 6 and 7 and common multiples of 6 and 7.

1	2	3	4	5	6	7	8	9	10
11	12	13	14	15	16	17	18	19	20
21	22	23	24	25	26	27	28	29	30
31	32	33	34	35	36	37	38	39	40
41	42	43	44	45	46	47	48	49	50
51	52	53	54	55	56	57	58	59	60
61	62	63	64	65	66	67	68	69	70
71	72	73	74	75	76	77	78	79	80
81	82	83	84	85	86	87	88	89	90
91	92	93	94	95	96	97	98	99	100

TASK – 3

3. Fill in the missing values: (Do it on coloured A4 size sheet)

6	+		=	14
+		+		+
	+	9	=	16
=		=		=
13	+		=	

20	-	12	=	
+		+		+
25	-		=	13
=		=		=
	-		=	

TASK – 4

4. PROJECT WORK

ROLL NO. 1 – 13

- Make a Poster on divisibility rules of 2, 3, 4, 5, 6, 8, 9, 10 and 11. (Do it on coloured A4 size sheet)

ROLL NO. 14 – 26

- Draw a rangoli using cut outs of different 2-D shapes. (Do it on coloured A4 size sheet)

Example:

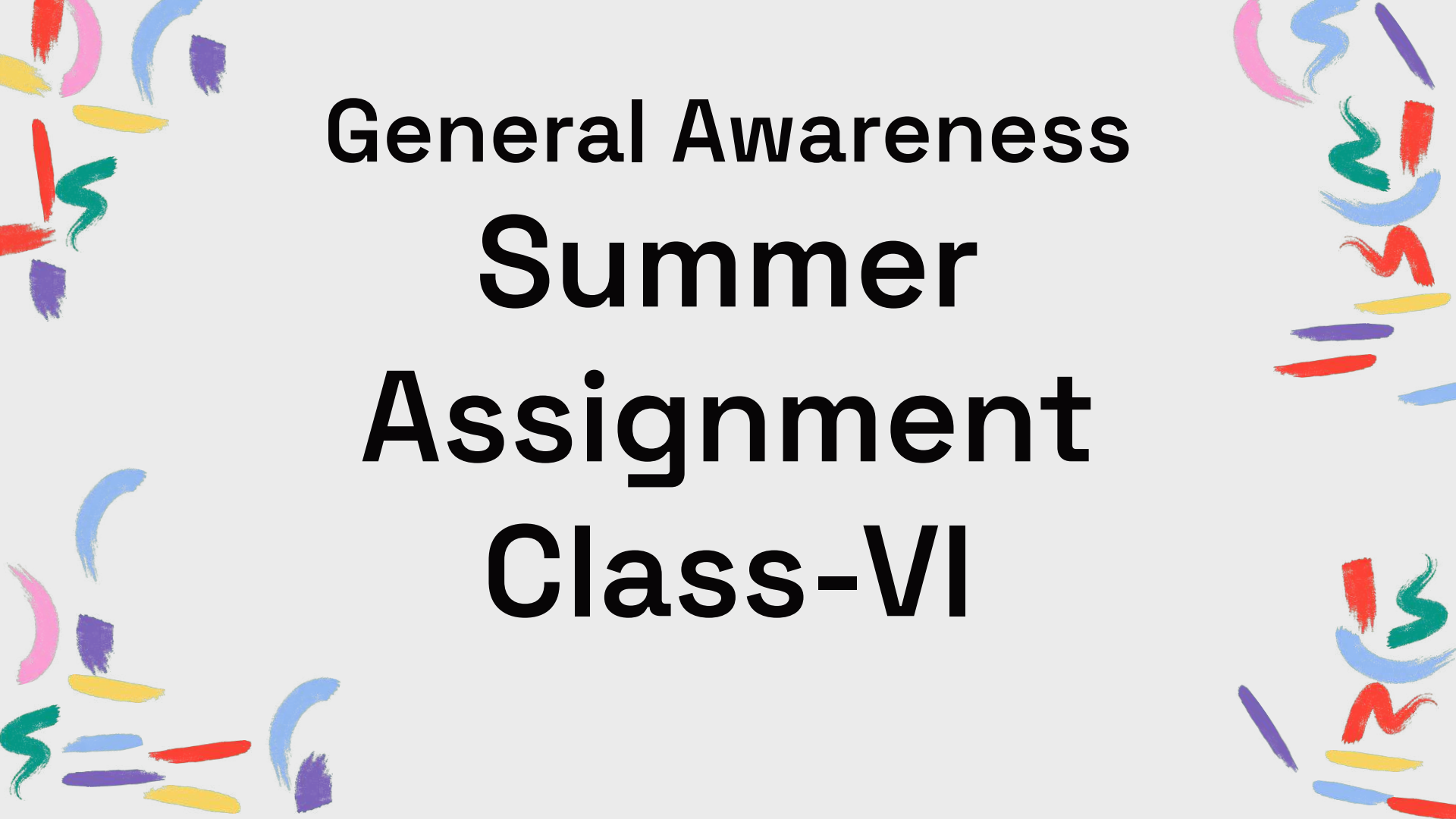


ROLL NO. 27 – 38

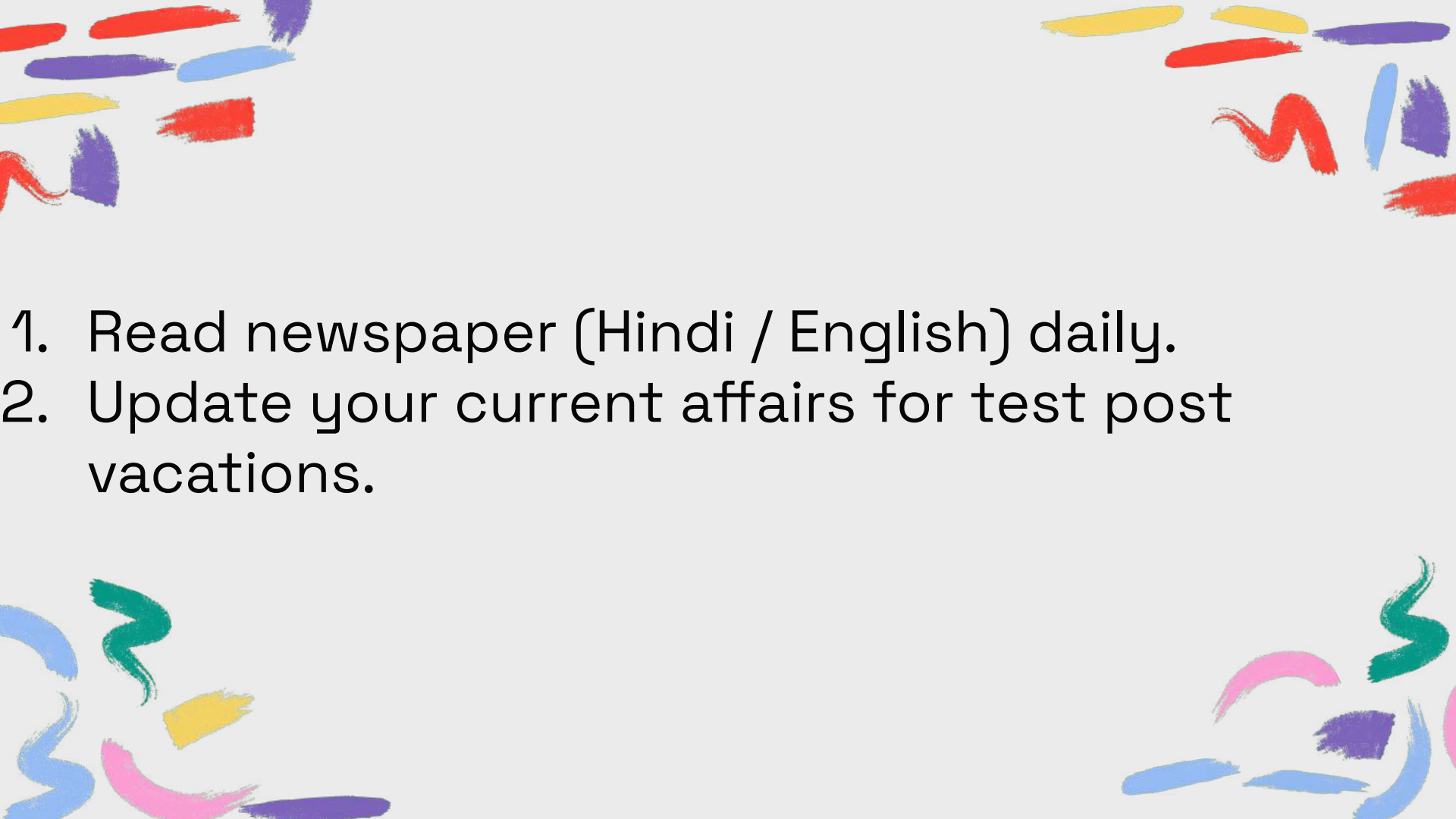
- Make an Indian and International Place value chart on A3 size sheet.





TASK – 5



5. Revise all the topics covered in the class. Try all the examples given in the book and “Try These” also.

The page features a white background with decorative elements in the corners. The top-left and bottom-left corners contain clusters of colorful brush strokes in shades of red, yellow, blue, green, and purple. The top-right and bottom-right corners also feature similar clusters of colorful brush strokes, including pink, blue, green, red, yellow, and purple. The central text is rendered in a bold, black, sans-serif font.

**General Awareness
Summer
Assignment
Class-VI**

- 
1. Read newspaper (Hindi / English) daily.
 2. Update your current affairs for test post vacations.

- 
- 
3. Students will make collage on A3/A4 size sheet on any one of the topics:
- “Religions of India”
 - “Seven Wonders of the World”
 - “Different types of sports”
- 
- 



WEEK- 5

SCIENCE is a way of thinking.

GENERAL INSTRUCTIONS:

1. Use a separate scrap book and an A4 sheet for science assignment.
2. Submit your science assignment with complete Name , Class & Section .
3. Write Heading on top of the page in your scrap book.(For Example: TASK-_____)
4. Revise all the topics taught till date.



TASK # 1 (World Environment Day)

- World Environment Day is celebrated on 05 June every year.
- This year's World Environment Day campaign focuses on restoration , desertification and drought resilience under the slogan "Our Land.Our Future. We are# generation Restoration".

METHODOLOGY:

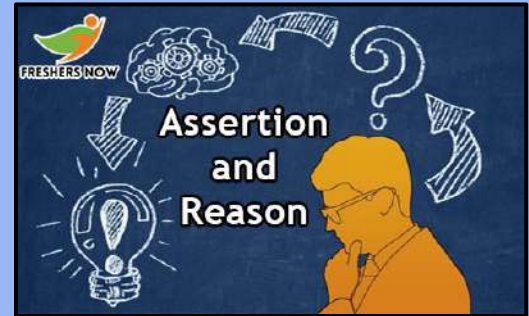
- Take an A - 4 size sheet of any colour .
- Make a POSTER on – Planets vs Plastic
OR

any poster related to the theme.



TASK # 2 (Let's be Logical)

Solve the given worksheet on Assertion and Reasoning (with pencil) and paste it in your science notebook.



TASK # 3 (Budding Scientists)

- Collect information about Conductors & Insulators . Present this information with pictures in your scrap book .

OR

Make a working model on any of the following topics :

- Fire alarm / Electric Bell
- Future technology - To change our world
- Human Heart
- Any quiz / game with the use of technology
- kaleidoscope



TASK # 4 (Our Goal - Zero Harm)

- Find out information related to fire extinguishers.

METHODOLOGY:

Write about its chemical composition and working principle in your scrap book. Also paste pictures of fire extinguishers .



TASK # 5 (LET'S REVISE)

- Learn all the topics covered till date.
- Read Chapter :7 (Motion and Measurement of Distances)



Name : _____

Class VI _ (Science)

Date:

ASSERTION AND REASONING QUESTIONS

Q. No- 1 to Q. No- consists of two sentences : Assertion(A) and Reasoning(R).

Answer these questions selecting appropriate option given below.

- a. Both A and R are true and R is the correct explanation of A.
- b. Both A and R are true and R is not the correct explanation of A.
- c. A is true but R is false.
- d. A is false but R is true.

Q1. Assertion - A balanced diet makes us healthy.

Reason - A balanced diet contains all the components in right proportion.

Ans: _____

Q2. Assertion - Growing children need more proteins in their diet.

Reason - Proteins are called the body building foods.

Ans: _____

Q3. Assertion- Transparent objects form shadows.

Reason - A shadow is formed when light cannot pass through an object.

Ans: _____

Q4. Assertion - A non- stretchable string or thread is used to measure the length of a curved line.

Reasoning - A scale is straight and it is hard to bend for getting the correct measurement of the curved line.

Ans: _____

Q5. Assertion- Making of an omellete is a chemical change.

Reason - Making of an omellete is not a permanent change.

Ans: _____

Q6. Assertion(A) - Saw dust can be separated from water by filtration.

Reason (R)- Saw dust is insoluble in water.

Ans: _____

Q7. Case Based Questions

Foods containing fats and carbohydrates are also called 'energy giving foods'. Proteins are needed for the growth and repair of our body. Foods proteins are often called 'body building foods'. Vitamins help in protecting our body against diseases. Vitamins are of different kinds known by different names. Our body needs all types of vitamins in small quantities. Vitamin A keeps our skin and eyes healthy. Vitamin C helps body to fight against many diseases. Vitamin D helps our body to use calcium for bones and teeth. However, in a given raw material, one particular nutrient may be present in much larger quantity than in others. For example, rice has more carbohydrates than other nutrients. Thus, we say that rice is a "carbohydrate Rich" source of food. Besides these nutrients, our body needs dietary fibres and water. Dietary fibres are also known as Roughage. Roughage is mainly provided by plant products in our foods. Whole grains and pulses, potatoes, fresh fruits and vegetables are main sources of roughage. Roughage helps our body to get rid of undigested waste.

Q1. What is the main function of roughage in our body ?

Ans: _____

Q2. Write any five sources of roughage.

Ans: _____

Q3. What is the function of vitamin A and Vitamin C in our body ?


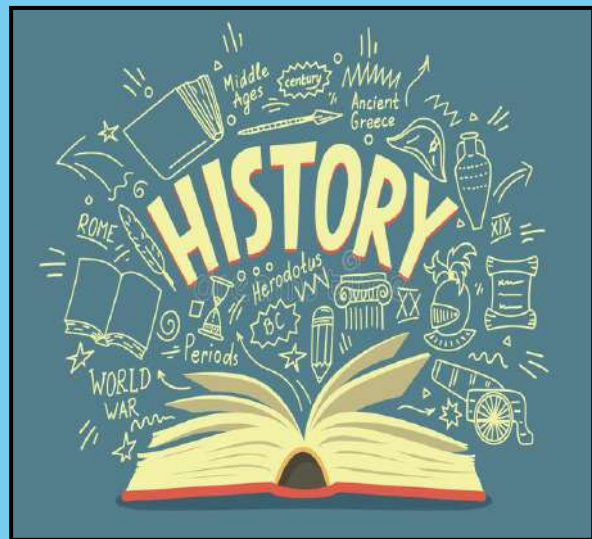

Ans: _____

SOCIAL SCIENCE

HOLIDAY

Homework

Week 6



GENERAL INSTRUCTIONS

1. Use coloured A4 size sheet for doing assignment.
2. Mention your full name, class and section on every assignment.
3. Write questions along with answers.
4. Work should be neat and clean.
5. Revise the work done in April and May month.



TASK 1

ANSWER THE FOLLOWING QUESTIONS

1. Name some tributaries of river Ganga.
2. How India gets its name BHARAT?
3. What does BC and AD stands for?
4. List any 3 reasons why ancient people and animals move one place to another.
5. Why do you think ordinary men and women did not generally keep records of what they did?
6. What did hunters and gatherers ate?
7. What is domestication?
8. What does Jawaharlal Nehru say in his book, Discovery of India about unity in diversity?
9. Make a flow chart on the different development stages of early humans.

TASK 2

1. Paste a political map of India in your geography notebook with all states, union territories and their capitals. Write down all in your geography notebook too.

TASK 3

1. Make a list of any 10 historical tools and fill the given table.

S.NO.	NAME OF THE TOOL	IMAGE OF THE TOOL	USES	AGE IN WHICH USE

TASK 4

PROJECT BASED

Roll No. 1 to 7

- Make a model on “RAIN WATER HARVESTING SYSTEM” or “TOOLS OF DIFFERENT AGES”.

Roll No. 8 to 14

- Make a model on different “LANDFORMS OF INDIA” like mountains, northern plains, desert, plateau, coastal plains etc.

Roll No. 15 to 21

- Make a model on “INDUS VALLEY CIVILISATION”.

Roll No. 22 to 28

- Make a working model on “SOLAR SYSTEM”.

Roll No. 29 to 35

- Make a model on “DIVERSITY IN INDIA”. On the basis of different dresses, food, culture etc.

Roll No. 36 to 38

- Make a working model on “WATERFALL”.

TASK 5

1. Revise History Ch 1 and 2, Civics Ch 1, Geography Ch 1 and 2 for PT 1



Happy vacation
WISHES
FOR THE BEST
HOLIDAY EVER



Enjoy
Summer
Holiday

