




BGS INTERNATIONAL PUBLIC SCHOOL SECTOR-5 DWARKA, NEW DELHI

SESSION 2024-25

CLASS III



Dear children

It's time for a fun filled and relaxing summer break. However, during the long scorching summer months, whether you are travelling or at home, time must be spent meaningfully and interestingly so that you keep in touch with school work and have lots of fun. Switch on the thinking engines of your mind. Whatever you have learnt, just rewind.

GENERAL INSTRUCTIONS:

- ✚ The assignments should be done as per the instructions are given. It should be neatly labelled and your name, class and section should be mentioned clearly.
- ✚ Do all the written work as specified by the subject teacher.
- ✚ The work will be assessed in terms of accuracy, neatness, creativity and timely submission.
- ✚ Revise all the work done in the notebooks, books and worksheets for PT1.

Enhancement of Linguistic skills

SUBJECT-ENGLISH

OBJECTIVE: Enhancement of Linguistic skills

FACILITATOR: Ms. Kritika Chatterjee

TO-DO LIST

- Write one page of cursive handwriting every day. Suggested books are Educart English Cursive Writing Book, Cursive Handwriting Wonder House Books, English Handwriting Practice Book Ratna Sagar
- Learn four new vocabulary words with their meanings daily.
- Must converse in English.
- Look for the difficult meanings in the dictionary rather than search on Google.

Week I Reading	Week II Listening	Week III Speaking	Week IV CreativityCenter	Week V Revision for PT-1
<u>Learning Objectives</u> : To enhance literacy skills and develop critical thinking skills of the students	<u>Learning Objectives</u> : To develop the listening abilities of the students and improve comprehension skills	<u>Learning Objectives</u> : To enhance the intrapersonal skills of the students and make them confident to express their thoughts and ideas clearly and fluently	<u>Learning Objectives</u> : To enhance their creativity, develop intrapersonal and interpersonal skills, and construct knowledge of the concepts	<u>Learning Objectives</u> : To reinforce the topics already learned in class and develop the confidence to comprehend them in the upcoming periodic test

'Reading is to the mind what exercise is to the body'. Dear children, it's time to improve our vocabulary and enhance our communication skills by developing the habit of reading books. Make your holidays more exciting by reading a book of any one of the following famous authors.

1. Mark Twain
2. Lewis Carrol
3. JK Rowling
4. Charles Dickens
5. Rudyard Kipling
6. Ruskin Bond



- Besides improving current affairs and general knowledge, listening to the news positively impacts our listening and literacy skills. So, listen to the news of your interest every day and make a vocab port.
- Animated movies not only capture students' interest but also help them to improve their linguistic skills. Following are a few movies recommended for the students to watch and enhance their skills.

1. Dora and the Lost City of Gold
2. Despicable Me
3. Wish
4. Kung Fu Panda
5. Inside Out
6. The Monkey King



- Dear Students, if you had a superpower, what it would be? Imagine and prepare few sentences about it to speak in class. Integrate related props to enhance your performance



- On an A4 size sheet, draw a picture of your favourite character from the story you read and prepare few sentences to speak about him/her.



Parts of Speech indicate how words relate to each other and are important for the construction of proper sentences. So, let's have fun with different parts of speech by making interesting crafts.

- The students of Section A are advised to make a wall-hanging using action words (verbs)
- Section B is advised to create a Noun Park using 3D objects of different types of nouns



- Section C is advised to make a wind chime using describing words (adjectives)
- Section D is advised to create a pop-up book of prepositions



Literature:
Ch-1 The Monkey King
Poem- Too Busy
Unseen Passage
Creative Writing

Picture composition

Grammar:

Ch- Nouns

Ch- Nouns: Types

Ch- Nouns: Countable and Uncountable

Words: Alphabetical Order



अध्यापिका- मंजुली श्रीवास्तव

पहला सप्ताह	दूसरा सप्ताह	तीसरा सप्ताह	चौथा सप्ताह	पाँचवा सप्ताह
<p>उद्देश्य-छात्रों में रचनात्मक कौशल का विकास। अपने परिवार के साथ की गयी यात्रा का सचित्र वर्णन दस वाक्यों में कीजिए।</p> <p>अथवा अपने मनपसंद खेल के बारे में सचित्र वर्णन करते हुए दस वाक्य लिखिए। (किसी ए4 साइज रंगीन कागज पर)</p> 	<p>उद्देश्य-छात्रों में कल्पनात्मक कौशल का विकास। पुरानी पत्र, पत्रिकाओं से पाँच दृश्य काटकर कापी में चिपकाए तथा उनका अपने शब्दों में चित्र वर्णन कीजिए।</p> 	<p>उद्देश्य-छात्रों में पठन एवं स्मरण कौशल का विकास। प्रतिदिन हिन्दी अखबार पढ़कर उनमें आए कठिन किन्हीं पाँच शब्दों के अर्थ शब्दाकोष में ढूँढें।</p> 	<p>उद्देश्य-छात्रों में सृजनात्मक कौशल का विकास। (वर्ग-ए,बी) सप्ताह या वचन की लड़िया विभिन्न आकृतियों में बनाइए। (वर्ग-सी,डी) लिंग या वचन की लड़िया विभिन्न आकृतियों में बनाइए।</p> 	<p>उद्देश्य-करवाए गए कार्य की पुनरावृत्ति। आवधिक परीक्षा प्रथम का पाठ्यक्रम। साहित्य- पाठ-1 एक किरण पाठ-3 मैं गंगा हूँ व्याकरण- सप्ताह, अपठित गद्यांश रचनात्मक लेखन 1.चित्र वर्णन</p>






नोट-हिंदी सुलेख पुस्तिका में सुलेखाम्यास करें। (हिंदी सुलेखाम्यास पुस्तिका (3), मनोज पब्लिकेशनस, मधुबन सुलेख पुस्तिका (3), मिलेनियम सुलेखाम्यास (3) एन0सी0आर0टी0 सुलेख पुस्तिका (3) आदि में से किसी एक में कर सकते हैं।)

पुनरावृत्ति- किताब, कॉपी और अभ्यास पत्र से।





MATHS HOLIDAYS HOMEWORK
When homework is fun, it's no work at all

FACILITATOR: MS. MANDEEP

OBJECTIVE: To enhance the creativity of the students , to develop art integration skills and to engage them constructively in the tasks assigned. The basic aim is to bring out innate potential in kids apart from being connected with the syllabus.


Week 1	Week 2	Week 3	Week 4	Week 5
ART ATTACK !	TABLE MANIA!	LEARNING TIME!	PRACTICE TIME !	LET'S GET READY!
OBJECTIVE: To develop art integration skills	OBJECTIVE: .To enhance the creativity.	OBJECTIVE: To develop mental maths skills.	OBJECTIVE: To develop value of regularity and practice.	OBJECTIVE: To connect students with the syllabus for their overall development.
<p>Observe Indian currency notes (e.g. ₹ 100, ₹500 etc.) and explore the languages and monuments printed on the currencies. Write the information collected on A-4 size coloured sheet .</p>  <p style="text-align: center;">Different types of Indian Currency Notes</p> <p>Or</p> <p>Create a 3 D object (robot, rocket etc) using waste material available at home.</p> 	<p>Make an attractive Table Calendar with tables from 2 to 11 written on it.</p>  <p>Or</p> <p>Make a wall hanging of any four tables from 2 to 11 using shapes like rhombus, circle, triangle etc.</p> 	<p>Learn the tables from 2 to 15 and recite daily.</p>	<p>Chapter 1-Complete Exercise 1.1,1.2,1.4 and 1.5 in book.</p> <p>Chapter 2-Complete Exercise 2.1 to 2.5 in book for the practice of addition sums.</p>	<p>Recapitulate the work done in class. Prepare for Periodic Test 1 (Syllabus: Chapter 1 Numbers)</p> 

The basic aim is to bring out innate potential in kids apart from being connected with the syllabus





Week I	Week II	Week III	Week IV	Week V
<p>Be A Reporter Family holds a special place in our life. Now, it is time to know them even better. So, be a live reporter!</p>  <p>Interview any 4 members of your family. (grandparents,uncles aunts,cousins, parents) Put the information you collect on A4 size sheets. Use different coloured sheets for different family members. Make a FAMILY INFORMATION BOOK by arranging all 4 sheets together. You can ask the following questions during the interview.</p> <ul style="list-style-type: none"> ✚ Date of birth ✚ The place where they were born. ✚ Their hobbies. ✚ Their favourite dish. ✚ Childhood memories. ✚ Most memorable moment in life. 	<p>India is the land of festivals. Festivals fall under three classifications -National, Religious and Harvest. Draw or stick the pictures of any 3 festivals. (Any 2 Religious or Harvest festivals and any one national festival) Put the information you collect on A4 size sheets. Give small information about that festival eg. When it is celebrated, its importance, parts of India where it is celebrated and reason of celebration.</p> <ul style="list-style-type: none"> ✚ Also explain how would you like to celebrate it? ✚ What are the special things you would like to do and to eat on this occasion? <p>Use different coloured sheets for different festivals. Make a small booklet on festivals by arranging all 4 sheets together.</p>	<p>Leaves are the most important part of the plant. Different types of plants have leaves of different shapes, sizes, colours, textures and aroma.Plants shed their leaves.Leaves fall when their chlorophyll finishes and they dry up. Do not pluck the leaves from plants. Collect the fallen leaves from a nearby park. Stick them and make some attractive ptttern.</p> 	<p>Environment plays an important role in healthy living and the existence of life on planet earth. Earth is a home for different living species and we all are dependent on the environment for food, air, water, and other needs. Therefore, it is important for every individual to save and protect our environment. Class III A- Design a beautiful poster on "Save Trees" with nice slogan. Class III B-Design a beautiful poster on "Save Water" with nice slogan Class III C- Design a beautiful poster on "Say No To Plastic " with nice slogan Class III D- Design a beautiful poster on "Save Animals" with nice slogan</p> 	<p>Revise for PT-1</p> <p>Syllabus:-</p> <p>Chapter - My family</p> <p>Chapter- Our House,Our Shelter</p> 

- ✦ Their favourite personality and why do they like that personality?

Beautify your booklet by pasting suitable photographs.



- ✦ Give an appropriate name to your booklet.
- ✦ Beautify your booklet by pasting your photographs with family while celebrating festivals.



Task III and IV to be done on A4 sized pastel sheet.

Notebook, book and all worksheets to be revised for PT1

A decorative border surrounds the central text area. It features a yellow sun with rays at the top center, pink and yellow flowers, and green leaves. The background behind the border consists of large, overlapping shapes in shades of blue, green, and pink.

2024-25

**Art
Assignment**

Class - III

Class - III A & B

Assignment :- 1. ART

Title:- Rangoli Design

In this assignment, you will have the opportunity to create your own beautiful Rangoli design on an A4 size sheet. Get ready to explore patterns, colors, and symmetry as you bring your imagination to life.



Materials Needed:

- A4 size sheet of paper
- Colored pencils, crayons, or markers
- Ruler (optional)

Assignment :- 2. CRAFT

Title :- Foam Clay (mini) Flower pot



Craft a stunning foam clay flower pot by covering a small pot with colorful foam clay, molding intricate designs or flowers, then letting it air dry for a charming decorative piece!

Materials Needed:

1. Small flower pot
2. Foam clay in various colors

Class - III C & D

Assignment :- 1. ART

Title:- Geometric Art

Create colorful geometric art using basic shapes and colors. Have fun experimenting and showcasing your creativity!

Materials Needed:

- 1.Drawing paper**
- 2.Colored pencils or markers**



Assignment :- 2. CRAFT

Title :- Foam Clay Fridge Magnets

Craft adorable foam magnets for your fridge by shaping foam clay into fun designs, adding magnets, and voilà— instant fridge decor!

Materials Needed:

- 1.Foam clay in assorted colors**
- 2.Small magnets**
- 3.Toothpicks (optional for adding details)**



**Happy
Summer
Holidays!**

