

A vibrant, cartoon-style illustration of a beach scene. In the foreground, there's a large, detailed sandcastle with multiple towers and a slide. To the left, a tall palm tree stands against a blue sky. In the center, a large, bright yellow sun with rays is partially obscured by a yellow circle containing text. To the right, there's a refreshing drink in a glass with a straw, garnished with a pink hibiscus flower and an orange slice. The background shows a blue ocean with white waves and a sandy beach. The word 'Summer' is written in large, colorful, bubbly letters at the top.

# Summer

# **Assignments**

**Session : 2024-25**

**Class : II**

**Summer vacation is the most awaited time of the year in the lives of students. It gives them an opportunity to take break from their daily routine, relax and enjoy with family and friends. It is time for children to explore their myriad interests and indulge in various activities which would lead to their all-round development.**



**Here are a few tips for parents to act as facilitators to help children pursue their hobbies, have adventure, indulge in creativity and self-expression with development of responsibility.**

- ❖ **Schedule and organize the days in advance.**
- ❖ **Help them to indulge in fun activities, play indoor and outdoor games and plan activities and develop hobbies and interests in the fields they like.**
- ❖ **Teach them the importance of moral values in life.**
- ❖ **Motivate them to read good books. Develop reading as a regular habit.**
- ❖ **Encourage and help your child in shouldering responsibilities in household chores. It will aid them to be independent.**



- ❖ **Encourage the child to speak simple sentences in English. Motivate the child to use polite words such as 'Please', 'Thank You', 'Sorry', 'May I'.**
- ❖ **Spend more time with grandparents and talk to them. Listen to their old stories which show their love and affection for us. Their experience teaches us a lot.**
- ❖ **Encourage kids to take up volunteering. They can choose to visit an old-age home or distribute food among the underprivileged.**

# ENGLISH



# Reading Skills

**“Reading is a passport to countless adventures.”**

**Books and doors are the same thing. You open them, and you go through into another world.”**

**Reading daily is one of the best habits that anyone can develop. It gives wings your imagination and presents you with a fortune of knowledge.**

**❖ Complete the reading journal given to you in the class.**



# Writing Skills

- ❖ Practice cursive writing.
- ❖ Complete the worksheets (reading comprehension and grammar) pasted in the English notebook.



MATH





- *Learn and recite tables from 2 to 9*
- *Complete the worksheet pasted in your maths notebook*



हिंदी



# हिंदी


किताबें हमें बाहरी दुनिया से परिचय करवाती हैं एवं हमारे पढ़ने, लिखने और बोलने के कौशल में सुधार करने के साथ-साथ हमारी स्मृति और बुद्धि को बढ़ाने में महत्वपूर्ण भूमिका निभाती हैं। इसलिए हमें पढ़ने की अच्छी आदत का विकास करना चाहिए।


- कोई तीन शिक्षाप्रद कहानियां पढ़ें तथा 5-5 कठिन शब्द कॉपी में लिखें।
- दस पृष्ठ सलेख कॉपी में लिखें।  
(सलेख में संविचार लिख सकते हैं।  
जैसे - सदा सच बोलो। बड़ों का आदर करो।

- कॉपी में *pasted* अभ्यासपत्र (WORKSHEET) पूरा कीजिए।



# Explorer

- 
- **Observe and learn about the areas in our neighbourhood and write in your notebook**  
(e.g. school, hospital, fire station....)
  - **Write the ‘people who help us’**  
(Mason, carpenter.....)
  - **Complete the worksheet pasted in your explorer notebook**



*Creative space – Aptly Crafty*

## ARTWORK SUMMER ASSIGNMENT

### PAPER BAG FISH

#### Make a paper bag Fish

You will need:- A paper bag, wool, old newspaper, poster colours, sheet.

#### Steps:-

1. Take a paper bag.
2. Use poster colour to make dots and the eye of the fish.
3. Put old newspaper into it.
4. Then tie wool around the paper bag to make the tail.
5. You can use a piece of wool to make the mouth.
6. Take a white sheet and colour it with a blue poster colour.
7. Paste the paper bag fish on the sheet and make waves with white poster colour.

(Please refer to the attached pictures)



★ Make a beautiful hand made birthday card .

# SECTION A

Make any 3D Shape object....  
to learn more about the subject





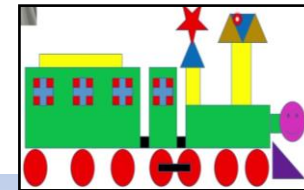




## Steps to be followed :

1. Make any two 3D objects of your choice using waste materials to show 3D shapes, for example dice for cube, giftbox or pencil box for cuboid, pen-stand for cylinder, ball for sphere, clown cap for cone etc. .(Refer the given picture)

OR

Using waste materials make any one 3D object using various 3D shapes, like Robot, train, building etc.(Refer the given picture)

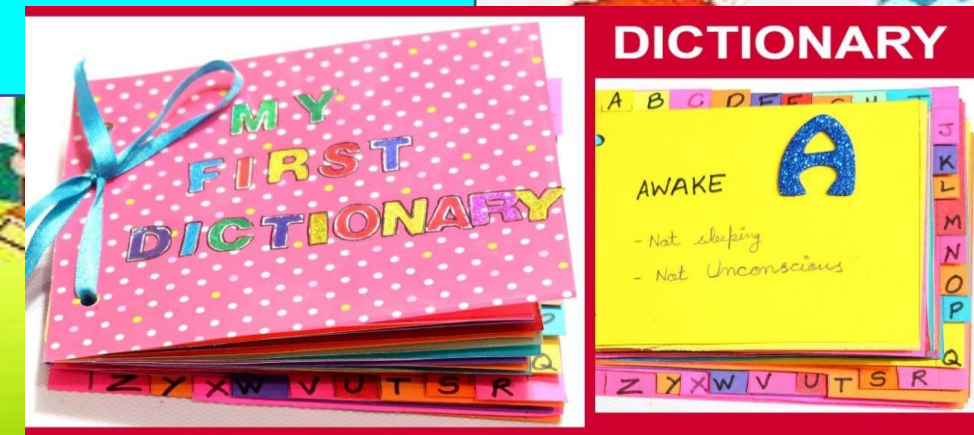
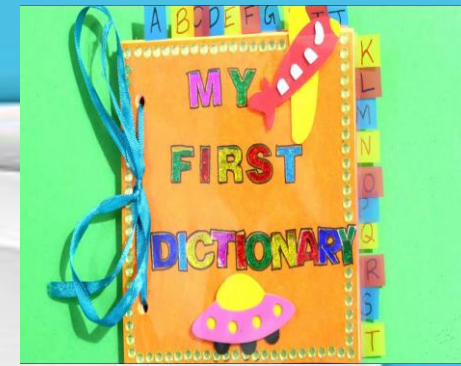
2. Now decorate the same.



# Make your own Mini Dictionary

## SECTION B

- ❖ Whenever you are reading a story, watching a cartoon or movie and you come across an unknown word, write this new word in your pocket dictionary.
- ❖ Ensure you write the meanings also along with the new words.
- ❖ Try to write at least two new words with each letter of the English alphabet.
- ❖ You can write the words in a small diary/spiral notebook and use your own creativity to make your dictionary beautiful.
- ❖ Your own personal mini dictionary will enhance your language skills and refine your verbal and written communication skills as you learn new words every day.



# Make a flower vase

## Section IIC

The world around us is filled with several beautiful flowers. With the advent of spring, nature comes alive in a riot of colors when different flowers bloom and fill the air with their sweet fragrance. But most kids and even adults can recognize a few flowers, they can't name most of them. Learning the names of flowers is a great idea.

- Prepare a flower vase of different paper flowers/cut out of flowers mentioning their name.

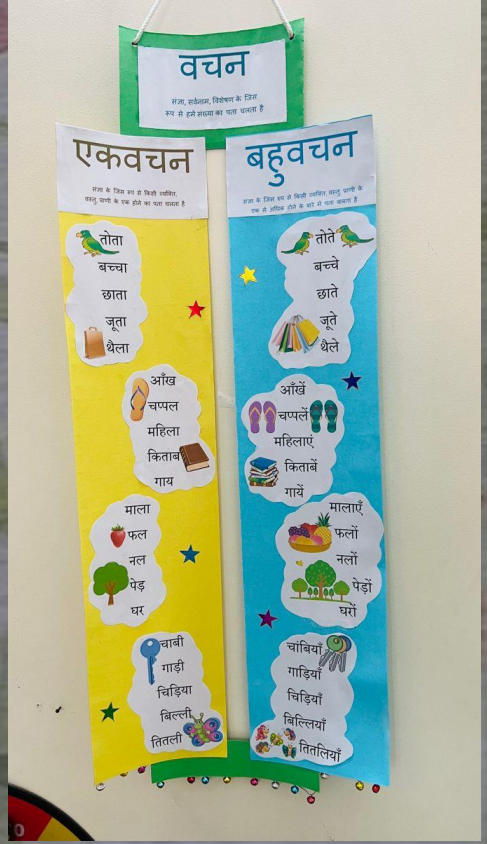




# सजावटी सामग्री (केवल कक्षा II D के विद्यार्थियों के लिए)

किसी एक विषय पर सजावटी सामग्री जैसे- लटकन, फूलदान या फ्लैश कार्ड आदि बनाएं।

- ♣ वचन
- ♣ मात्रा चक्र
- ♣ विलोम शब्द



**Wishing you moments of togetherness, good health and well-being, as a family. Enjoy the summer break!!**

**Happy Holidays!**



***School reopens on 1<sup>st</sup> July, 2024***