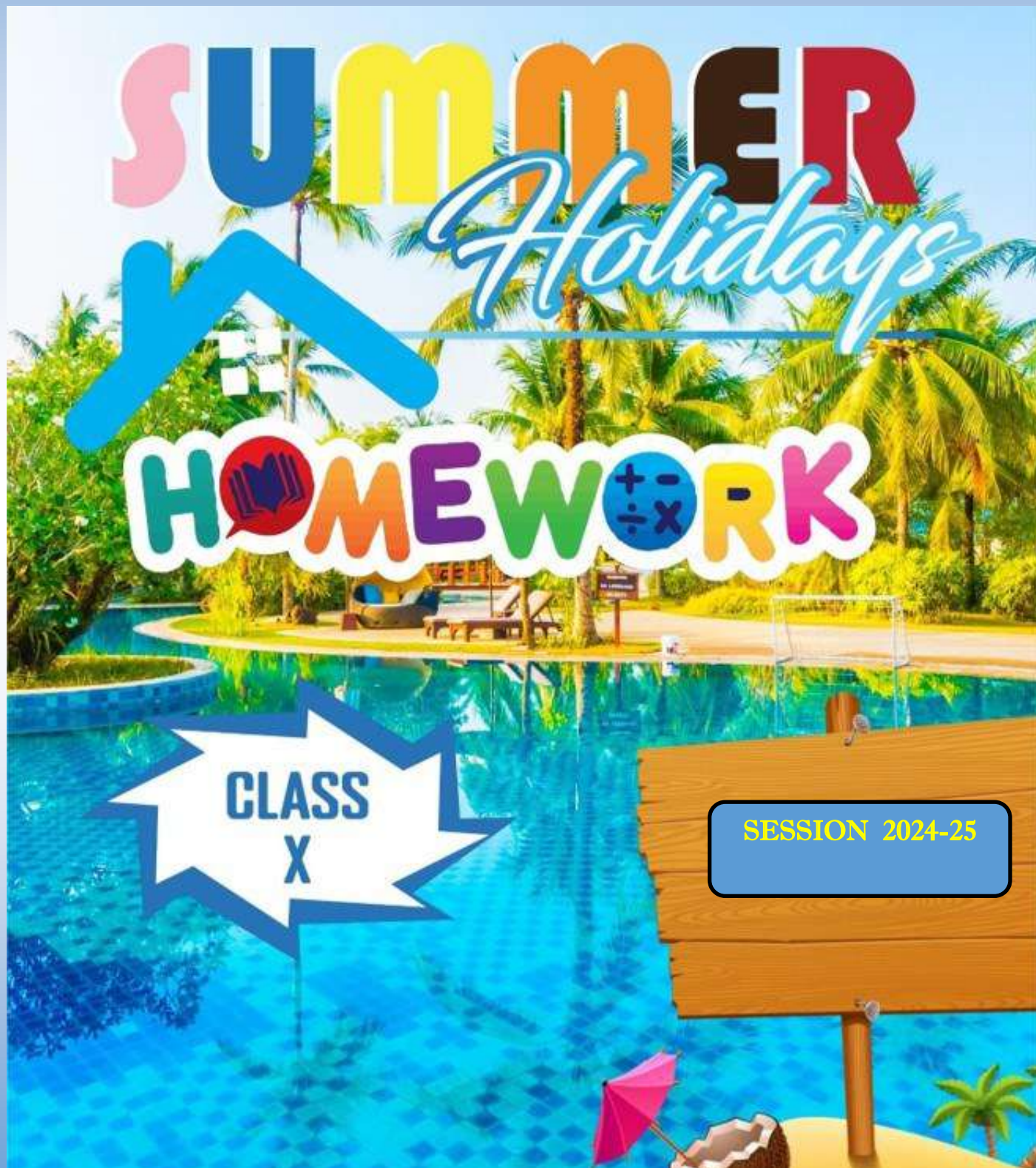




BGS INTERNATIONAL PUBLIC SCHOOL
SECTOR 5, DWARKA, NEW DELHI



SUMMER

Holidays



HOMEWORK

CLASS
X

SESSION 2024-25

SUBJECT

WEEK

SOCIAL SCIENCE

FIRST

SCIENCE

SECOND

ENGLISH AND ART

THIRD

MATHEMATICS

FOURTH

HINDI/SANSKRIT/FRENCH

FIFTH

NOTE-

DEAR CHILDREN,

IT IS MANDATORY FOR ALL TO DO SUMMER INTERNSHIP.

LINKS FOR FEW INTERNSHIPS ARE ALREADY SHARED WITH YOU EARLIER.



BGS INTERNATIONAL PUBLIC SCHOOL
SECTOR 5 DWARKA NEW DELHI - 110075
Class-X – CONSUMER AWARENESS – PROJECT
WORK(YEAR – 2024-25)



As per CBSE guidelines, students of Class X have to submit a handwritten project on the related topics on Consumer Awareness. Students are requested to utilize this summer vacation to complete this project which will be followed by viva / written assignment.

Objective: The overall objective of the project work is to help students gain an insight and pragmatic understanding of the theme and see all the Social Science disciplines from interdisciplinary perspective. It should also help in enhancing the Life Skills of the students.

Students are expected to apply the Social Science concepts that they have learnt over the years in order to prepare the project report.

If required, students may go out for collecting data and use different primary and secondary resources to prepare the project. If possible, different forms of art may be integrated in the project work.

Design a poster using A4 size sheet with an eye-catching slogan to create awareness among people related to CONSUMER RIGHTS OR THE RELATED TOPIC

The projects must be based on the guidelines mentioned by CBSE. For the guidelines refer to the CBSE website.

The project has to be HAND WRITTEN, however, you can paste pictures and newspaper clippings printouts related to your project

TOPIC OF THE PROJECT – CONSUMER AWARENESS (Individual project)

GUIDELINES FOR SUBMITTING THE PROJECT

- 1. COVER PAGE SHOULD HAVE - NAME OF THE STUDENT, NAME OF SCHOOL, CLASS, SECTION, ROLL NO, TOPIC, SESSION. COVER PAGE SHOULD BE VERY ATTRACTIVE**
- 2. YOU MAY ADD GRAPHS, PICTURES, NEWSPAPER CUTTINGS OR ANY OTHER RELEVANT THINGS TO SUPPORT YOUR PROJECT**
- 3. ALL HEADINGS WILL START FROM NEW PAGE.**
- 4. PAGES MUST HAVE MARGINS.**
- 5. USE INTERLEAF A4 SIZE SHEETS. IN CASE YOU ARE NOT HAVING, USE ANY A4 SIZE SHEETS. YOU CAN USE COLOURED DESIGNER SHEETS ALSO**
- 6. PROJECT MUST BE HANDWRITTEN.**
- 7. POSTER AND SLOGANS MUST BE PART OF THIS PROJECT ONLY.**

GUIDELINES FOR PROJECT

- Pick four main items to do your survey like – Grocery & milk, Medicine, Gold/silver jewelry, Electronic Items
- Add case studies to your project
- Conduct Survey based on questionnaire
- While taking interviews do take pictures, this will add authenticity to your work.
- Conduct Awareness campaigning
- Visit to consumer court
- Prepare pie chart to project your interview results
- Include pictures, newspaper clippings, Graphical representation of your work etc.
- Based on above activities students will prepare a detailed project dissertation. Performa of dissertation is given below:



FOLLOW THE SEQUENCE OF PAGES AS GIVEN BELOW:

a) Cover Page

Title of Project
Name of submitter
School name
Year – 2024-25

b) Acknowledgement

c) Content with page number

d) Introduction

Rise of consumer awareness Objectives of the Study Meaning of consumer awareness

Forms of consumer Exploitations
Factors causing exploitation of the consumers

- e) **Rights and Duties of the Consumers** Rights of the Consumers Duties of the Consumers
- f) **Consumer Protection Measures** Introduction Administrative Measures Technical Measures Legislative Measures
- g) **Consumer Protection Act of 1986 and Case studies**
Consumer Protection Act 1986 Case Studies
- h) **Data Base and Methodology** Collection of Data Sampling Technique used Statistical Tools used Limitations of the Study
- i) **Analysis and Interpretation of Data**
Socio-economic Profile of the households Consumer Awareness of the People
- j) **Summary and Conclusion**
- k) **Bibliography**
- l) **Reflection** – Your reflection / experience while doing this project. Also add your learning outcome.
- m) **Teacher's remark**
- n) **Leave a blank page at the end**



Sample Questionnaire Consumer Awareness
(This is only for your reference)
Please prepare your own questionnaire/survey form

Personal Information

- 1 Name _____
 2 Education _____
 3 Occupation _____
 4 Age _____
 5 Sex(M/F) _____
 6 Residential Address _____
 7 Age (In years) _____

- 5-14
- 15-64
- 65 and above

- 8 Level of Education Total No. Of Persons
- Illiterate _____
 Primary _____
 Secondary _____
 Graduation _____
 Others _____

- 9 Monthly Income (In Rs/-)
- Up to 25000 _____
 25000-50000 _____
 50000-75000 _____
 75000-100000 _____
 100000 and above _____

Product Information

- 10 Which brand of Product do you purchase?
 (a) Brand A (b) Brand B
 (c) Brand C (d) Brand D
- 11 Do you find the product costly? Yes/No
- 12 Are you satisfied with the quality of the product? Yes/No
- 13 How you come to know about the product? Advertisement or from somebody

- TV _____
 Newspaper _____
 Magazine _____
 Cinema _____
 Sales Representative _____
 Exhibits Stall _____
 Radio _____
 Any other _____

- | | | |
|----|---|--------|
| 14 | Are you attracted by promotional offers like rebates, free, buy one get one free? | Yes/No |
| 15 | Do the Children influence purchase of particular product? | Yes/No |
| 16 | If a new brand of product is launched in the market will you buy it ? | Yes/No |
| 17 | If yes, then what consideration? | |

Price of the Product _____ Quality of the product _____

Promotional offer _____ Any Other _____

Consumer Awareness Information

- | | | |
|----|--|--|
| 18 | Do you examine the expiry date of the items you buy? | Yes /No |
| 19 | Do you check the MRP (Maximum Retail Price) before buying a product? | Yes /No |
| 20 | Are you charged the MRP or more than/less than the MRP? | Yes /No |
| 21 | Do you check the weight of the products mentioned on the items? | Yes /No |
| 22 | Have you ever come across adulteration or duplication items? | Yes /No |
| 23 | If yes to question (22), did you complain to: | Shopkeeper /Main Supplier /Any Other |
| 24 | What was the response to your complaint? | Satisfactory / Not Satisfactory / No Response |
| 25 | Are you aware of your rights as consumers? | Yes /No |
| 26 | If you are not satisfied with the price/quality of the products, do you realize the need for forming some consumer clubs to fight for your rights? | Yes /No |
| 27 | Are you ready to join such forums for the redressal of your grievance? | Yes /No |
| 28 | Are you aware of consumer courts for redressal of grievances of the consumers? | Yes /No |
| 29 | If yes, have you ever filled a case in the consumer court? | Yes /No |
| 30 | If yes to the question (29), was the consumer court able to redress your grievance? | Yes /No |
| 31 | Do you think media can play an important role in increasing consumer awareness? | Yes /No |

Sign of respondent
Date:

Sign of enumerator
Date:


ACKNOWLEDGEMENT

I wish to express my deep gratitude and sincere thanks to the Principal Ms. Punam Gupta for her support and encouragement.

This project would not have been successfully completed without proper and rigorous guidance of my Social Science teachers Ms. Sona Singh, Ms. Shampa Ghosh, Ms. Abha Kumar & Ms. Shweta Garg who guided me throughout this project in every possible way.

I also thank my parents and friends who have guided and supported me throughout this project work.

This is an example to guide you for writing acknowledgement





**BGS INTERNATIONAL PUBLIC SCHOOL
SECTOR- 5, DWARKA, NEW DELHI -75
CERTIFICATE**

***This is to certify thatof
Class X (2024-25) Roll Number..... has
worked under my guidance on the
project.....
It is an original piece of work to the best of my knowledge.***

Teacher - In -Charge SOCIAL SCIENCE

PHYSICS SUMMER ASSIGNMENT

1. ELECTRICITY BILL ANALYSIS



Objective-To calculate electricity bill of two months and subsequently compare and analyze the electricity consumption in these months.

Procedure-Choose two months for calculation of electricity bills (preferably one in summer and the other in winter.)

Compare the electricity bills and think about electrical devices being used in these months and whether their use is affecting the bill.

Investigate the reason behind high consumption of electricity in a particular month and make a Project Report including the scanned pictures of electricity bills of the two months chosen.

Report should be in a proper hard bound file.

1.Cover page should be attractive and must have the Project name, Name, Class & Section, Roll number, 2.Introduction 3. Observations and Explanation 4.Formula used($E=P*t$, 1Kwh=1unit) 5. Calculations 6.Scanned Electricity bills 7.Conclusion

2.PROJECT REPORT ON REFRACTION IN DAY-TO-DAY LIFE



Investigate about various phenomenon of refraction taking place in your day-to-day life.

Justify your observations with real life pictures and proper explanation.

At least 4-5 phenomena should be included.

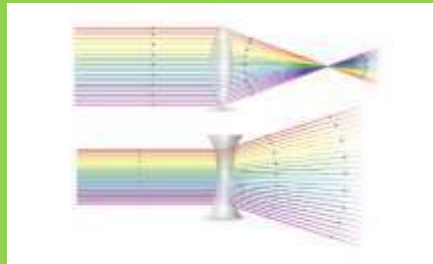
(Try to use real pictures instead of copying them from internet)

Report should be in a proper hard bound file.

1. Cover page should be attractive and must have the Project name, Name, Class & Section, Roll number, 2. Introduction of refraction 3. Applications with relevant pictures and explanation 4. Conclusion

Parameters for assessment-Creativity, Neatness, Presentation, Originality

3. REPRESENTATION OF RAY DIAGRAMS



Display all the cases of concave mirror, convex mirror concave lens and convex lens on a A4 coloured sheet. Show the light rays with different materials, like pulses, ice cream, stick. etc instead of drawing them.

Bind all the sheets with a thread and cover page should have the following:

Name of the student, Class & Section, Roll number, Topic

Parameters for assessment-Creativity, Accuracy, Presentation

4. WRITE THE FOLLOWING PRACTICALS IN YOUR PHYSICS PRACTICAL FILE

- i) Study the dependence of potential difference across a resistor on the current passing through it and determine its resistance. Also plot a graph between V and I
- ii) Determination of the equivalent resistance of two resistors when connected in series and in parallel
- iii) Determination of the focal length of concave mirror and convex lens by obtaining the image of a distant object
- iv) Tracing the path of a ray of light, passing through a rectangular glass slab for different angles of incidence. Measure the angle of incidence angle of refraction, angle of emergence and interpret the result
- v) Tracing the path of the Rays of light through a glass prism.

CHEMISTRY



- 1) Study the chapters from NCERT thoroughly, practice the questions and answers from Exemplar.**
- 2) Write all the remaining practicals in your practical file.**
- 3) Make a Formula cum Equation book and write the equations of Chemical Reactions and Equations; Acids, bases and Salts in it. (Use coloured pens/sheets, make a nice cover page with your names and class properly labelled)**
- 4) Make a list of 10 common chemicals found in household items. Write the names and paste the photos of these items on an A3 size coloured sheet.**
- 5) Prepare a pH paper with red cabbage and test the acidity and basicity of five food items at home.**

(Write the procedure, paste photos of the procedure and record your observations and results for the project in a file. Your file should be properly labelled and covered in colourful paper.)



6) From Roll No. 13-25:

Make a model on any one of the following themes: Preferably a working model.

- Agriculture
- Health
- Transport and Communication
- Lifestyle for Environment.

Summer Assignment (Biology)

1. Make posters on the following topics.

- Smoking kills / Say No To Drugs (Roll no.- 1-15)
 - Conservation of forests and wild life (Roll no.- 16-30)
 - Conservation of coal and petroleum.(Roll no.- 31-38)
- (Use full size coloured pastel sheet to make posters.)

Do use poster colours.

2. Make a power point presentation in the given format and send it to-
samikshyabgsx2020@gmail.com

- Neurological disorder (choose any one disorder), cause and treatment. (Roll no. 1-10)
- Reproductive health of adolescents. (Roll no. – 11-20)
- Pollution in Delhi and the solutions. (Roll no. -21-38)

Note:Cover page must have the Name of the topic, Name of the student, Class & Section, Roll number. Pg2. Introduction, Pg3 onwards. Content with relevant pictures (minimum 15 slides), Last page. Conclusion}

3. Describe an experiment to demonstrate

- **hydrotropism (Roll no. – 1-15)**
- **phototropism (Roll no. – 16-30)**
- **Geotropism (Roll no. – 31-38)**

(Make a small video of yours demonstrating the experiment in school uniform and send it to samikshyabgsx2020@gmail.com)

4. Make a working model

- **Human circulatory system (Roll no.-1-10)**
- **Human excretory system (Roll no.11-20)**
- **Human respiratory system (Roll no.-21-30)**
- **Pathway of reflex action (Roll no.-31-38)**

5. Write the following experiments in your Biology practical file.

- Preparing a temporary mount of a leaf peel to show stomata.**
- Experimentally show that carbon dioxide is given out during respiration.**
- Studying (a) binary fission in Amoeba, and (b) budding in yeast and hydra with the help of prepared slides.**

(Note: Write Aim of the experiment, Materials required, Procedure, Observations/Results, Precautions. All relevant diagrams are to be drawn with pencil only. Do not use coloured pencil or pen.)



BGS INTERNATIONAL PUBLIC SCHOOL

CLASS : X

ENGLISH SUMMER ASSIGNMENT

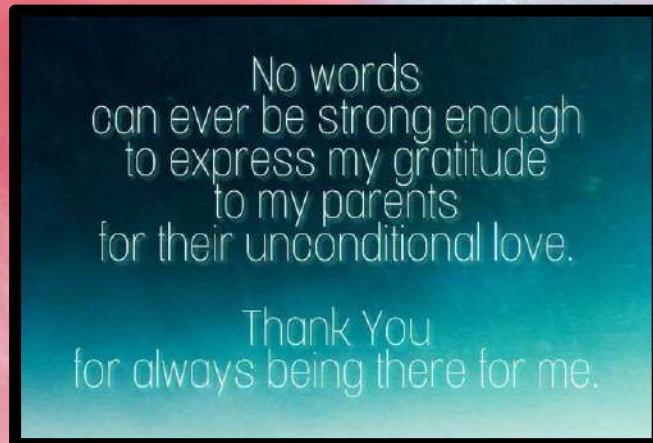

2024-25



Summer vacation is the happiest time in the life of a student, but it is imperative to keep oneself physically and mentally fit.

A man with good habits is an asset to the society .

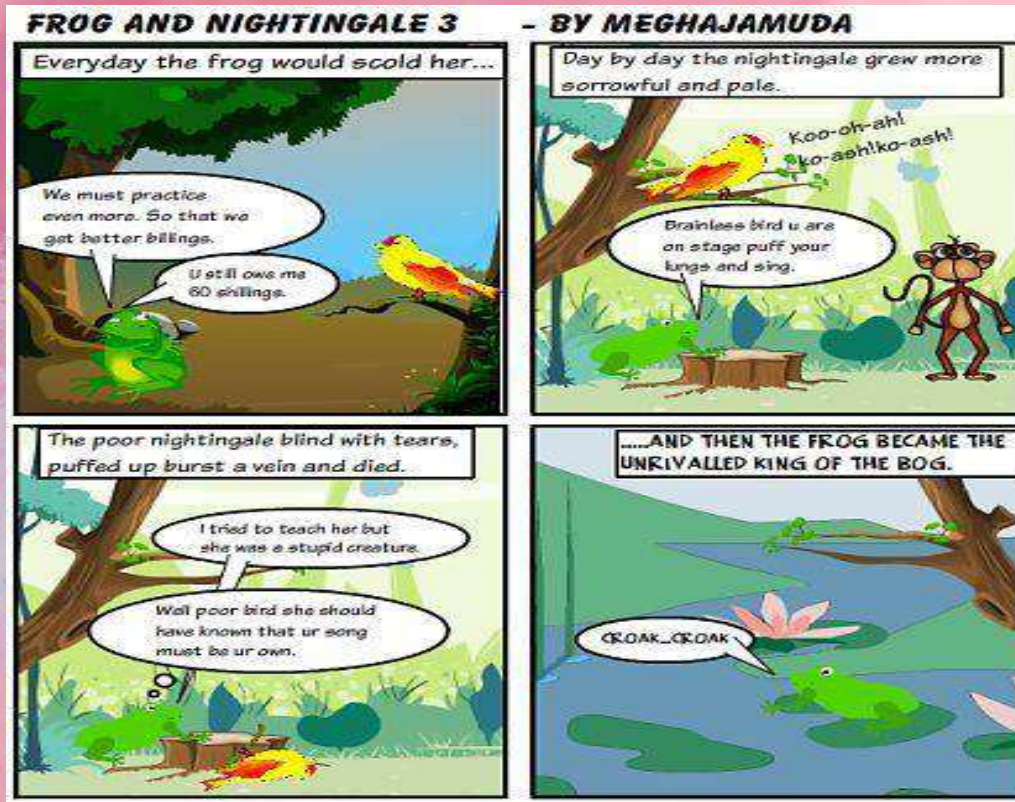
- **My dear children start your day by doing Surya Pranam to express your gratitude to Lord Sun.**
- **Not to forget your parents ,Greet them with a smile on your lips.**
- **Ask your parents about their childhood days.**
- **Kindness is a virtue that spreads sunshine wherever it goes.Be kind to stray dogs.**



Dear Children

A comic strip is a sequence of drawings arranged in interrelated panels to display brief humour or form a narrative, often serialized, with text in balloons and captions. The first newspaper comic strips appeared in North America in the late 19th century.





- Create a comic strip on A4 Size from the chapter "A Triumph of Surgery". Put the creative cap and make it as innovative and vivid as you can. Bring it to school when the school reopens.
- Click on the link below to learn how to make a comic strip.

<https://Comic strip link>

Travel Brochure




Travelling is not only visiting a new place or seeing new spots you never see before, it's also a chance to know other people's culture and history! It gives you the chance to accept the other's culture and traditions and gives you the ability to adapt to the circumstances you live in this city with those people.

A travel brochure is a promotional material that advertises a destination, sightseeing attraction, or tour activity. Brochures can both inspire tourists to plan a trip as well as educate them about sights to see and things to do after they've arrived at their place of interest.

Create a **Digital Travel Brochure on COORG.**(Glimpses of India)

Make it colourful ,vivid and as interesting as possible.



Dear Children
Stay Positive.
Stay Connected.
Stay Safe.



Be **thankful** for what you have;
you'll end up **having more**. If you
concentrate on what you **don't** have,
you will **never, ever** have **enough**.

- Oprah Winfrey

Wake **UP**
& Be
Awesome

Everyday
is a
Second
CHANGE

You
are so
Strong

Always
Believe
in
Yourself

YOUR LIMITATION—IT'S ONLY
YOUR IMAGINATION.



ART Assignment

CLASS X




GLASS BOTTLE DECORATION- SECTION A & B

Students have to do the bottle decoration , they can use different type of materials like tissue paper , mirrors , artificial flowers , acrylic colours , glass colours , 3D liners etc. to decorate the bottle.



LIPPAN ART - SECTION C & D

Students have to do lippan art , which is a traditional mural craft of kutch , Gujarat. They need to do this on MDF board of any shape . Materials required are wall putti , MDF board , fevicol , acrylic colours and mirrors M-seal



Summer Holidays
2024
(Mathematics)



Activity 1

Geometric patterns have a rich history in Indian embroidery, reflecting the country's diverse cultural heritage. From Kashmir in the north, Gujarat in the west, Arunachal Pradesh in the East, India boasts of a mind boggling tapestry of art. With the advent of technology, these time consuming artforms went to oblivion. Now they are being revived by art enthusiasts.

Create a PowerPoint presentation or movie of an embroidery of the state given to you, according to your roll number in the class.

Your creativity has no limit as you can combine visuals, text, and possibly animations to showcase the design and its creation process.

For example, you can add slides to introduce the inspiration behind the design, materials needed, and design elements. Use images and text to convey this information clearly. Include slides showcasing the central motif, border design, floral accents, and finishing touches. You can use images, sketches, or diagrams to illustrate each element. If you have video clips or photos of the embroidery process, create slides to showcase them chronologically.

Use text boxes to provide explanations, descriptions for each slide.

Include annotations or callouts to highlight specific details of the embroidery design or process.

Activity 1

Roll numbers 1-5

Gujarat

Kutch Embroidery: Originating from the Kutch region of Gujarat, this embroidery style often incorporates geometric motifs such as triangles, squares, diamonds, and circles. Bold colours and intricate stitches like mirror work and chain stitch are commonly used



Roll numbers 6-10

West Bengal

Kantha Embroidery: Hailing from West Bengal and Bangladesh, Kantha embroidery features simple geometric patterns like squares, triangles, and lines. Traditionally, this style uses running stitches to create beautiful motifs, often depicting animals, birds, and everyday scenes.



Activity 1

Roll numbers 11-15

Punjab

Phulkari Embroidery: Originating from Punjab, Phulkari embroidery showcases vibrant geometric patterns created using the darn stitch. Traditional motifs include geometric shapes like triangles, squares, and circles, often arranged in symmetrical designs.



Roll numbers 16-20

Karnataka

Kasuti Embroidery: Originating from Karnataka, Kasuti embroidery is characterized by intricate geometric patterns created using a combination of straight stitches. Traditional designs include motifs like squares, triangles, and diamonds, often arranged in linear or angular arrangements.



Activity 1

Roll numbers 21-25

Mizoram

Mizo Embroidery: The Mizo community in Mizoram is known for its intricate embroidery work. Geometric patterns are commonly used in Mizo embroidery, along with motifs inspired by the natural world, tribal symbols, and cultural elements. The stitches are usually fine and detailed, creating visually striking designs on garments and textiles.



Roll numbers 26-30

Arunachal Pradesh

Arunachali Embroidery: Arunachal Pradesh is home to diverse indigenous communities, each with its own unique embroidery traditions. While specific styles may vary across tribes, geometric patterns are commonly found in Arunachali embroidery, often combined with motifs reflecting the region's rich cultural heritage and natural beauty.



Activity 1

Roll numbers 31-35

Tamil Nadu

Toda embroidery is a traditional form of embroidery practiced by the Toda tribe, an indigenous community residing in the Nilgiri Hills of Tamil Nadu, India. Toda embroidery is notable for its distinctive geometric patterns and use of red and black colors on a white background.



Roll numbers 36-40

Orissa

Embroidery in Odisha, formerly known as Orissa, is a rich traditional craft form that reflects the cultural heritage and artistic prowess of the state. One of the prominent embroidery styles in Odisha is "Ripli Appliqué Work".



Activity 2

Prepare a board game using the topic given as per your roll number

ROLL NUMBER	TOPIC
1-6	A board game using Polynomials
7-12	A board game using Probability
13-18	A board game using Triangles
19-24	A board game using Surface area and Volume
25-30	A board game using Linear equations in two Variables
31-36	A board game using Coordinate Geometry
37-42	A board game using Circles



Activity 3

Do the EXEMPTAR chapters of Polynomials, Pair of linear equations in two variables, Probability and Coordinate Geometry in a separate register. You will have to submit it once school reopens.

HAPPY HOLIDAYS
AND
HAPPY STUDYING



विद्यार्थियों में परियोजना कार्य के माध्यम से दिन – प्रतिदिन समस्याओं के प्रति जागरूकता उत्पन्न करना, ज्ञान का अनुप्रयोग करना, और उनके क्रांतिक चिंतन को प्रोत्साहित कर उनमें कार्य करने की वैज्ञानिक पद्धति विकसित करना है।



बी० जी० एस० इंटरनेशनल पब्लिक स्कूल, सेक्टर -5 द्वारका नई दिल्ली
कक्षा - 10

हिंदी

ग्रीष्मकालीन कार्य

सप्ताह 1 ----विश्व में अनेक जन - जातियाँ पाई जाती हैं। उनके रिवाज़ रहन - सहन अलग-अलग हैं। भारत में पाई जाने वाली, किन्ही दो जन - जातियों के नाम, स्थान, वस्त्र, संस्कृति, बोली, आभूषण आदि के विषय में A-4 साइज़ शीट पर फोल्डर बनाकर सचित्र चिपकाइए और उनके विषय में संक्षिप्त जानकारी दीजिए


सप्ताह 2 -----आपने अपने जीवन में कई ऐसे व्यक्ति देखे होंगे, जो दूसरों के दुःख में दुखी होकर उनकी सहायता करते हैं। ऐसे किसी एक व्यक्ति का साक्षात्कार लें और उसको रिकॉर्ड करें।

सप्ताह 3 -----गाँव के लोग आज भी अंधविश्वासी हैं और ईश्वर पर उनकी आस्था का कुछ लोग नाजायज़ फ़ायदा उठाते हैं। इस विषय को ध्यान में रखते हुए 160 शब्दों की लघु - कथा को सचित्र A-4 साइज़ शीट पर चित्रित करें। प्रस्तुतिकरण का विशेष ध्यान रखें।

सप्ताह 4 -----आपना परिचय देते हुए एक समाचार वाचक/ वाचिका की तरह समाचार प्रस्तुत करते हुए चार से पांच मिनट की वीडियो बनाओ, आपनी वीडियो को प्रभावशाली बनाने के लिए चित्र भी दिखा सकते हो विद्यालय की वर्दी पहन कर इस कार्य को कीजिए।




निर्देश - दिए गए सभी परियोजना कार्य करने आवश्यक हैं। दिए गए सभी कार्यों का मूल्यांकन किया जायगा और अंक दिए जायेंगे।

‘खुश रहिए, स्वस्थ रहिए, सुरक्षित रहिए’.



ग्रीष्म-अवकाशीय-कार्याणि

कक्षा - दशमी

प्रथम सप्ताहे		मणिका भाग 2 से कोई तीन श्लोक याद कीजिए तथा श्लोकों के अर्थ के आधार पर निवेश सूचिका (पोर्टफोलिओ) तैयार कीजिए। सीट- A-3																																																																																																				
द्वितीय सप्ताहे		'वेदों में विज्ञान' विषय पर निवेश सूचिका (पोर्टफोलिओ) तैयार कीजिए। मंत्र के आधार पर कोई दिखाने योग्य model तैयार कर सकते हैं। सीट- A-3																																																																																																				
तृतीय सप्ताहे चतुर्थ सप्ताहे		धर्म स्थलों को छोड़कर गुजरात प्रदेश के किसी भी प्रसिद्ध स्थल का एक आकर्षक MODEL तैयार कीजिए। (सांस्कृतिक दृश्य, प्राकृतिक दृश्य, राजमहल)																																																																																																				
पंचम सप्ताहे	<p>2.सर्वनाम शब्द रूप</p> <p>1. वर्ग पहेली (कर्ता क्रिया) के आधार पर संस्कृत में 10 वाक्य बनाओ और उनका हिन्दी में अनुवाद भी करे -</p> <table border="1" data-bbox="375 1131 1444 1534"> <tbody> <tr><td>त्व</td><td>म्</td><td>इ</td><td>मी</td><td>यू</td><td>ळ</td><td>त</td><td>च</td><td>ला</td><td>मि</td></tr> <tr><td>यो</td><td>ग्</td><td>यः</td><td>क</td><td>य</td><td>अ</td><td>स</td><td>लि</td><td>ख</td><td>सि</td></tr> <tr><td>क</td><td>द</td><td>स</td><td>ह</td><td>म्</td><td>हं</td><td>प</td><td>प</td><td>त</td><td>त्</td></tr> <tr><td>फ</td><td>सः</td><td>स</td><td>व</td><td>य</td><td>म्</td><td>त</td><td>पि</td><td>ता</td><td>म</td></tr> <tr><td>ल</td><td>ज</td><td>अ</td><td>गा</td><td>स्</td><td>रा</td><td>ति</td><td>ग</td><td>च्छा</td><td>मि</td></tr> <tr><td>म्</td><td>क</td><td>ह</td><td>य</td><td>तः</td><td>ष्ट्र</td><td>ह</td><td>स</td><td>न्ति</td><td>ते</td></tr> <tr><td>व</td><td>प</td><td>म्</td><td>ति</td><td>प</td><td>म्</td><td>म</td><td>ब</td><td>हिः</td><td>क्री</td></tr> <tr><td>जा</td><td>स</td><td>श</td><td>र</td><td>ठ</td><td>क</td><td>आ</td><td>वा</td><td>म्</td><td>डा</td></tr> <tr><td>अ</td><td>ले</td><td>खं</td><td>क्ष</td><td>तः</td><td>मा</td><td>त्र</td><td>पा</td><td>ठम्</td><td>मः</td></tr> <tr><td>सि</td><td>यु</td><td>वां</td><td>थ</td><td>स्म</td><td>रा</td><td>वः</td><td>उ</td><td>द्या</td><td>नं</td></tr> </tbody> </table>		त्व	म्	इ	मी	यू	ळ	त	च	ला	मि	यो	ग्	यः	क	य	अ	स	लि	ख	सि	क	द	स	ह	म्	हं	प	प	त	त्	फ	सः	स	व	य	म्	त	पि	ता	म	ल	ज	अ	गा	स्	रा	ति	ग	च्छा	मि	म्	क	ह	य	तः	ष्ट्र	ह	स	न्ति	ते	व	प	म्	ति	प	म्	म	ब	हिः	क्री	जा	स	श	र	ठ	क	आ	वा	म्	डा	अ	ले	खं	क्ष	तः	मा	त्र	पा	ठम्	मः	सि	यु	वां	थ	स्म	रा	वः	उ	द्या	नं
त्व	म्	इ	मी	यू	ळ	त	च	ला	मि																																																																																													
यो	ग्	यः	क	य	अ	स	लि	ख	सि																																																																																													
क	द	स	ह	म्	हं	प	प	त	त्																																																																																													
फ	सः	स	व	य	म्	त	पि	ता	म																																																																																													
ल	ज	अ	गा	स्	रा	ति	ग	च्छा	मि																																																																																													
म्	क	ह	य	तः	ष्ट्र	ह	स	न्ति	ते																																																																																													
व	प	म्	ति	प	म्	म	ब	हिः	क्री																																																																																													
जा	स	श	र	ठ	क	आ	वा	म्	डा																																																																																													
अ	ले	खं	क्ष	तः	मा	त्र	पा	ठम्	मः																																																																																													
सि	यु	वां	थ	स्म	रा	वः	उ	द्या	नं																																																																																													

नोट - इस कार्य हेतु आवधिक परीक्षा-1 में कला कौशल तथा लेखन कौशल के रूप में 10 अंक मिलेंगे।



FRANÇAIS



Q1. Écris 30 les verbes nominales et verbales dans le cahier .

Q2. Prépare une présentation (PPT) sur la culture de la France et Inde.

Q3. Écris 20 adjectives qualificatives, 20 adverbes, 20 prépositions et 20 past participle dans votre cahier.

Q4. Faites des feuille de travail :



BGS INTERNATIONAL PUBLIC SCHOOL
SECTOR-5, DWARKA
LE DEVOIR DE VACANCES (X)

Q1. Lisez bien ce texte et répondez aux questions suivantes :

LE CHÔMAGE

Le Chômage peut être défini comme l'inactivité d'une personne souhaitant travailler. Cette définition du chômage connaît de nombreuses variantes et son concept donne toujours lieu à des controverses théoriques et statistiques. Le chômage a été considéré comme résiduel et volontaire jusqu'au début du 20^{ème} siècle. Maintenant il est devenu un des problèmes sociaux et économiques les plus centraux des pays développés.

Longtemps les femmes sans emploi ne se considéraient pas comme chômeuses mais simplement « non payées ». Aujourd'hui, leur réaction est relativement semblable à celle des hommes. Elles refusent souvent le statut de « femme au foyer » et la perte des liens sociaux qui dépendaient de l'exercice de leur profession. Avec l'apparition des familles monoparentales elles peuvent vivre des situations de désastre économique et de culpabilité vis-à-vis du foyer dont elles ont la charge.

La France est le pays où le taux de chômage est le plus bas de l'Union européenne. Le taux de chômage en France a reculé de 2,16% au mois de mai 2006, ce qui équivaut à 48900 chômeurs de moins. Ce bon résultat qui est le troisième meilleur depuis 25 ans, est attribué aux effets du plan de cohésion sociale et au développement des services à la personne.

L'ANPE (Agence Nationale pour l'Emploi) a été créée à Paris le 13 juillet 1967, en ayant pour mission d'aider et de conseiller aux personnes à la recherche d'un emploi ou d'une formation, mais également d'aider les employeurs pour l'embauche et le reclassement des salaires.

Depuis 1995, elle s'est ouverte à l'Europe, en partenariat avec d'autres pays membres de l'union européenne. Tout récemment, les jeunes de moins de 26 ans ont leur propre espace sur le site internet de l'ANPE « pole emploi.fr. » afin de pouvoir les accompagner dans leur démarche de recherche d'un premier emploi ou bien trouver un job pour l'été.

a) Cochez la bonne réponse :

- i. Aujourd'hui, les femmes sans emploi
- ii. sont considérées comme chômeuses.
- iii. sont considérées comme non payées
- iv. ne sont pas considérées comme chômeuses

b) L'ANPE aide les jeunes

- i. à trouver un employ
- ii. à trouver des correspondants
- iii. à accéder à la fac

c) En ce moment, le taux de chômage en France :

- i. augmente
- ii. baisse
- iii. reste le même

B. Complétez avec des mots du texte :

- a) Il faut _____ à ton fils d'être prudent et de bien étudier.
- b) Mes collègues ne sont pas contents de leurs _____ qu'ils gagnent.
- c) L'Université de Paris-Sorbonne a été _____ par M. Robert de Sorbon. d) M. et Mme Leroy ont visité Paris _____.
- e) Nous allons rester à Rome _____ commencement du mois de juin.

C. Citez la forme nominale de « employer » et la forme verbale de « la vie » dans le texte.

D. Citez les contraires de « sale », « dernier », « rarement », « autrefois », « fermée » du texte.

E. Trouvez un mot / des mots pour décrire « progrès » et « les femmes sans emploi » dans le texte.

F. Citez les synonymes de « travail » et de « aussi » à partir du texte.

G. Changez ces phrases :

- i. au futur antérieur : Ils se reverront dans six mois.
- ii. à l'impératif : Tu m'apportes tant d'amour !

Q2. Reliez les deux phrases en utilisant des pronoms relatifs simples :

- i. Donnez-moi ce journal ! Je veux lire ce journal.
- ii. Cette école est très ancienne. Suzanne s'est inscrite à cette école.
- iii. Voici le roman de Balzac. Je t'ai parlé de ce roman.
- iv. Pierre a de vieux voisins. Ils sont très sympas.
- v. Dans ce magasin, j'ai vu beaucoup de voitures. Je ne connais pas leurs marques.
- vi. C'est une grande boulangerie. J'y achète souvent du pain.

Q3. Remplissez par les pronoms relatifs simples :

- i. Marie a une amie française _____ j'ai vu parfois aux discothèques.
- ii. Marguerite Duras est un écrivain _____ les romans sont très intéressants.
- iii. Darjeeling est une très belle région _____ je passe toutes mes vacances.

- iv. Lara Fabien _____ la voix est très profonde est une chanteuse bien connue.
- v. C'est l'Ambassade de France _____ mon père travaille.
- vi. L'hindi _____ on parle rarement aux écoles est la langue principale de l'Inde.

Q4. Reliez les deux phrases en utilisant des pronoms relatifs composés :

- i. Rencontrer maintenant vos amis ! Vous n'avez pas pu aller chez vos amis.
- ii. Ma mère est très gentille. J'achète toujours des fleurs pour elle.
- iii. La compagnie d'assurance est située à Gurgaon. Mon père travaille dans cette compagnie.
- iv. Voici mon cousin. Ses parents sont gentils.
- v. Je me suis lavé la main. J'avais noté son numéro de téléphone sur cette main.
- vi. Les vacances se sont bien passées. J'ai visité mes grands-parents pendant ces vacances.

Q5. Remplissez par les pronoms relatifs composés :

- i. C'est une amie _____ j'écris souvent.
- ii. As-tu acheté toutes les épices _____ on va préparer le poulet ?
- iii. Prenons cette rue _____ il est passé !
- iv. As-tu oublié le séjour _____ nous nous sommes rencontrés ?
- v. Ce sont des questions _____ vous devez bien réfléchir.
- vi. La solution _____ tu penses n'est pas possible.

Q6. Complétez ce texte à l'aide des mots/expressions donnés ci-dessous:

(Prison, prise, naissance, nationale, Révolution)

Le Quatorze Juillet, la fête _____ française, commémore la prise de la Bastille, qui a eu lieu le 14 juillet 1789 et a marqué le début de la _____ Française. La Bastille était une _____ et un symbole du pouvoir absolu de l'Ancien Régime de Louis XVI. Sa _____ par le peuple a montré que le pouvoir du roi n'était plus absolu. Elle a marqué la fin de la monarchie et la _____ de la Nation souveraine et, finalement, de celle de la Première République, en 1792.

Q7. Conjuguez les verbes entre parenthèses au passé composé:

- i. Il _____ (descendre) acheter un pain.
- ii. Marie _____ (partir) en week-end à Paris.
- iii. J' _____ (apporter) mes jeux vidéo.
- iv. Vous _____ (vu) un film.
- v. Elles _____ (terminer) leurs devoirs.
- vi. On _____ (aimer) le spectacle d'hier.
- vii. Vous _____ (courir) pour attraper le bus.
- viii. Elle _____ (avoir) des stylos.
- ix. Il _____ (entendre) un bruit.
- x. Elle _____ (faire) une surprise à ses copains

Q8. Mettez les verbes au futur proche:

- i. Je _____ (visiter) Paris cet été.
- ii. _____ (dîner) avec sa fiancée Samedi soir.
- iii. Vous _____ (arriver) à quelle heure?

Q9. Mettez les verbes au futur simple:

- i. Pauline _____ (savoir) faire des crêpes.
- ii. Il _____ (se promener) à la plage.
- iii. Nous _____ (ne pas remplir) cette fiche.
- iv. Mathieu _____ (mettre) son manteau bleu.
- v. Pauline _____ (répondre) à toutes les questions.

Q10. Mettez ces verbes au futur antérieur :

- i. Quand la voiture _____ (s'arrêter), la dame descendra de la voiture.
- ii. Quand je _____ (prendre) mon petit-déjeuner, j'irai au lycée.
- iii. Lorsque que vous _____ (aller) chez le médecin, il vous prescrira une ordonnance.
- iv. Quand le professeur _____ (entrer) dans la classe, les élèves lui diront « Bonjour! »
- v. Dès qu'il _____ (acheter) les billets du concert, il téléphonera à son amie.

Q11. Mettez les phrases au futur antérieur ou au futur simple:

- i. Aussitôt que j'(avoir) de l'argent, j'irai aux États-Unis.
- ii. Quand je (finir) mes études, j'entrerai au service.
- iii. Quand nous serons sortis du musée, nous (pouvoir) entrer au parc.
- iv. Quand je (manger) la viande, je boirai Pepsi.
- v. Lorsque tu (venir) chez moi, nous irons au temple.

Q12. Mettez les verbes au temps convenable:

- i. Aussitôt que papa sera rentré à la maison, il _____ (apercevoir) un grand paquet. (CBSE 2017)
- ii. Le concours _____ (commencer) dans cinq minutes. (CBSE 2016)
- iii. Sylvie fera ses devoirs aussitôt qu'elle _____ (lire) la leçon. (CBSE 2018)
- iv. Dès que nous _____ (conduire) pour 2 heures, nous traverserons la belle campagne. (CBSE 2020)
- v. Dès qu'il _____ (dîner), il _____ (aller) se coucher.
- vi. Tu liras un roman quand tu _____ (terminer) ton travail.
- vii. Nous rendrons visite à notre cousin quand nous _____ (revenir) de vacances.
- viii. Quand vous _____ (allumer) le feu, vous mettrez le gâteau au four.