

BGS INTERNATIONAL PUBLIC SCHOOL

SECTOR 5, DWARKA, NEW DELHI

CURRICULUM (CLASS VI)

SUBJECT : ENGLISH

SESSION: (2024-25)

TEXT BOOK: LITERATURE READER - STEPPING STONE (HEADWORD PUBLICATIONS)

SUBJECT TEACHER'S NAME: MONIKA

MONTH	CONTENT	OBJECTIVES	METHODOLOGY	EXPECTED LEARNING OUTCOMES	ACTIVITIES
APRIL	Literature: (1) Travel (2) Daddy Fell Into The Pond Writing: • Picture Composition Grammar: • Sentences • Subject & Predicate • Punctuation	<ul style="list-style-type: none">• Acquire basic language skills (listening, speaking, reading and writing)• Recognize and identify parts of a sentence and differentiate subject and predicate in a sentence.• Identify and apply rules for capitalization and punctuation.	<ul style="list-style-type: none">• Individual and group reading.• Discussion on the rhyming scheme, and poetic devices.• Editing the sentences.• Smart Board	<ul style="list-style-type: none">• Comprehend literature in the form of prose and poetry.• Recite the poem with proper stress and intonation.• Organise sentences and writes short paragraphs coherently in English.	Creative Writing: Describe the picture. <ul style="list-style-type: none">• Recitation
MAY	Literature: (3) Uncle Ken on the Job Writing: Application to the Principal Grammar: • Noun	<ul style="list-style-type: none">• Develop a taste for poetry reading and writing.• Effectively express their feeling and emotions through creative writing.• learn the types of Nouns : Number and gender	<ul style="list-style-type: none">• Explanation of Format, Language and style of writing an application.• Recitation of poem with proper stress and intonation	<ul style="list-style-type: none">• Engross the beauty and the aesthetic sense of poetry.• Write an application for specific purpose independently.	<ul style="list-style-type: none">• Grammar Quiz (Noun)

<p>JULY</p>	<p><u>Literature:</u> (4) Dates with the Ocean <u>Writing:</u></p> <ul style="list-style-type: none"> • Notice • Informal Letter <p><u>Grammar:</u></p> <ul style="list-style-type: none"> • Adjectives • Verbs 	<ul style="list-style-type: none"> • Enjoy and appreciate the literature. • Understand the adjectives and their kinds with usage. 	<ul style="list-style-type: none"> • Reading of the prose and discussion on the theme. • Explanation of Format, Language and style of writing Notice and Informal Letter. 	<ul style="list-style-type: none"> • Incorporate the value of being disciplined and honest. • Construct sentences using adjectives and verbs. 	<ul style="list-style-type: none"> • Design a Notice
<p>AUGUST</p>	<p><u>Literature:</u> (5) Jeannie’s Amber Beads (6) Coromandel Fishers <u>Writing:</u></p> <ul style="list-style-type: none"> • Dairy <p><u>Writing</u></p> <ul style="list-style-type: none"> • <u>Grammar:</u> • Pronouns • Tenses 	<ul style="list-style-type: none"> • Develop the interest for the poetry and prose. • Familiarize with new words and phrases. • Able to write for a specific purpose. • Learn the correct format of message writing. • Use present, past and future tenses with reference to action and time. 	<ul style="list-style-type: none"> • Discussion on the background of the poet. • Individual and group Reading. • Inductive – Deductive approach for tenses. 	<ul style="list-style-type: none"> • Collaborate the idea of freedom and struggle for independence • Identify tenses in the sentences. • Use in their day to day life situations. • Recording of events and incidents of one’s life with creativity. 	<p>Locate and explore the unique features of Coromandel.</p>
<p>SEPTEMBER</p>	<p><u>Writing:</u></p> <ul style="list-style-type: none"> • Revision <p><u>Grammar:</u></p> <ul style="list-style-type: none"> • Articles • Prepositions 	<ul style="list-style-type: none"> • Recapitulation of the topics learnt. • Understand the adjectives and their kinds with usage. • Imbibe the issue of social concern through the writer. 	<ul style="list-style-type: none"> • Identifying and applying the preposition with reference to position, place & time • Editing the sentences with appropriate articles. • Practicing exercises based on grammar topics. 	<ul style="list-style-type: none"> • Construct the sentences independently of articles and prepositions. • Show sensitivity and awareness towards Nature. 	

OCTOBER	<u>Literature:</u> (7) The little blue bag <u>Grammar:</u> <ul style="list-style-type: none"> Adverbs 	<ul style="list-style-type: none"> Drilling the skill of reading and speaking. Inspiring to be a true friend. Understand the adverbs and their kinds with usage. 	<ul style="list-style-type: none"> Reading and Discussion of the text. Infer the answers with logical reasoning. Practicing exercises based on grammar topics. 	<ul style="list-style-type: none"> Foster the idea of sharing and empathy. Able to identify adverbs and their kinds. 	Create a caricature of the character you like with some special dialogues.
NOVEMBER	Literature: (8) The Little Black Boy (9) Daring to Dream Big Writing: <ul style="list-style-type: none"> Message Writing Grammar: Active- Passive Voice	<ul style="list-style-type: none"> Appreciate the theme and selection of the words in the poem used by the poet. develop the confidence to express thoughts effortlessly and in an organised manner provide opportunity to think and write a message. Analyze and apply the set of rules for the change of voice. 	<ul style="list-style-type: none"> Recitation of the poem with proper stress, accent, rhythm and intonation. individual and group reading Inductive and Deductive approach (Voice 	<ul style="list-style-type: none"> Assimilate speaking and writing skills. Able to express themselves imaginatively and creatively. Communicate (through speech and writing) effectively, in both imaginary and everyday situations. 	A biography on William Shakespeare
DECEMBER	Writing: <ul style="list-style-type: none"> Formal Letter Grammar: Integrated Grammar (Omission, Error correction & Rearranging the Sentences)	<ul style="list-style-type: none"> Connect with genre of the poem and the social unrest. Format, language and style of letter writing. Synthesize the grammar concepts and use them appropriately. 	<ul style="list-style-type: none"> Recitation with proper stress and intonation. Use of poetic devices and rhyming scheme. Format, language and style of letter writing. 	<ul style="list-style-type: none"> Develop sensitivity towards people from different culture and race. Practicing exercises based on grammar topics. Write formal letter for specific purpose independently. 	

JANUARY	Literature : (10) Rikki- Tikki –Tavi Writing: Revision Grammar: Direct & Indirect Speech	<ul style="list-style-type: none"> • Learn the rules to change speech from direct to indirect and vice versa. • Revision of grammar and the writing skills. 	<ul style="list-style-type: none"> • Individual reading with characters. • Inductive Deductive Method. 	<ul style="list-style-type: none"> • Acquire confidence in their ability to speak English spontaneously. • Understand, enjoy, and appreciate dramatic texts. • able to change the speech from direct to indirect and vice versa • 	Role-Play
FEBRUARY	Literature: Revision Writing:Revision Grammar: Revision	<ul style="list-style-type: none"> • Review and revision of the topics. 	<ul style="list-style-type: none"> • Practice of the various topics of grammar and literature. • Discussion on the concepts. 	<ul style="list-style-type: none"> • Synthesize effective development of creative writing. • Develop coherence and logical sentence formation. 	Revision (Listening and Speaking Skill)
MARCH	Term- End Exam	Term- End Exam	Term- End Exam	Term- End Exam	Term- End Exam

बी.जी.एस. इंटरनेशनल पब्लिक स्कूल, सेक्टर-5, नई दिल्ली-75

CURRICULLUM (पाठ मूल्यांकन) प्रथम सत्र : 2024-25

SUBJECT : हिंदी

कक्षा: VI

TEXT BOOK: NCERT-वसंत-भाग 1, बाल रामकथा

TEACHERS NAME: श्रीमती सुषमा वाजपेयी

महीना	पाठ सं - पाठ	भाषा की योग्यताएँ/कौशल और मूल्य	अधिगम बिंदु	सीखने का परिणाम	गतिविधि
अप्रैल	1.वह चिड़िया जो (कविता)	बच्चों में कल्पना शक्ति के माध्यम से पक्षी प्रेम, जियो और जीने दो, स्वतंत्रता का महत्व, गर्व, साहस आदि गुणों का विकास करना	वाचन व श्रवण शक्ति का विकास	चिड़िया के माध्यम से पक्षी प्रेम,जियो और जीने दो, स्वतंत्रता का महत्व, गर्व,साहस आदि गुणों का विकास हुआ	मध्य एशिया और अन्य ठंडे प्रदेशों से आने वाले किन्ही 5 प्रवासी पक्षियों के बारे में A4 शीट पर लिखें
	2.बचपन (संस्मरण)	बच्चों में श्रमशील बनना, बड़ों का आदर, छोटों को प्यार, बाल-मनोविज्ञान, पारिवारिक सम्बन्ध , स्वाभाविक शरारतें भी ज़रूरी आदि गुणों का विकास करना	लेखन,पठन, चलो बात करें	बचपन की मनमोहक घटनाएँ याद करके, बच्चों में श्रमशील बनना,बड़ों का आदर, छोटों को प्यार, बाल-मनोविज्ञान, पारिवारिक सम्बन्ध, स्वाभाविक शरारतें भी ज़रूरी आदि गुणों का विकास हुआ	अगर तुम्हें पोशाक बनाने का मौका मिले तो कैसी पोशाक बनाओगे A4 शीट पर रंग-बिरंगे कागज या बचे हुए कपड़ों के टुकड़ों से अपनी मनपसंद पोशाक तैयार कीजिए
	व्याकरण -	1.भाषा विचार, 2. वर्ण विचार	भाषा के बारे में जानना	बच्चों के भाषा ज्ञान में वृद्धि हुई	
मई	बाल रामायण 1. अवध में राम	गुरुजनो और बड़ों की आज्ञा का पालन, सुयोग्य शिष्य, वचन निभाना आदि गुणों का विकास करना	वाचन व श्रवण शक्ति का विकास	गुरुजनो और बड़ों की आज्ञा का पालन, सुयोग्य शिष्य, वचन निभाना आदि गुणों का विकास हुआ	
	2. जंगल और जनकपुर	गुरुजनो और बड़ों की आज्ञा का पालन, सुयोग्य शिष्य, वचन निभाना आदि गुणों का विकास करना	वाचन व श्रवण शक्ति का विकास	गुरुजनो और बड़ों की आज्ञा का पालन, सुयोग्य शिष्य, वचन निभाना आदि गुणों का विकास हुआ	
	व्याकरण -	पर्यायवाची शब्द, विलोम शब्द	शब्दों की पहचान कराना	शब्दकोश में वृद्धि	
जून	ग्रीष्मावकाश				

जुलाई	3.नादान दोस्त (कहानी)	बच्चों में बाल-मनोविज्ञान, सच्चाई, प्रेम, हिम्मत, विनम्रता और स्नेह की भावना को बढ़ावा देना	कल्पना के पंख, लेखन,पठन,सुनो ध्यान से	बच्चों में उत्सुकता, सच्चाई, प्रेम, हिम्मत, विनम्रता स्नेह की भावना का विकास हुआ	गर्मी की छुट्टियों में की जाने वाली मौज मस्ती पर चर्चा
	बाल रामायण 3. राजा दशरथ के दो वरदान	किसी के बहकावे में नहीं आना,विधि का विधान समझाना, धैर्य और समझधारी,भ्रात(भाई) प्रेम आदि गुणों का विकास करना	वाचन व श्रवण शक्ति का विकास	किसी के बहकावे में नहीं आना,विधि का विधान समझाना,धैर्य और समझधारी,भ्रात (भाई)प्रेम आदि गुणों का विकास हुआ	
	व्याकरण -	अनुच्छेद, अपठित गद्यांश	रचनात्मक लेखन पढ़ो ध्यान से,रचनात्मक लेखन	कल्पना शक्ति का विकास अर्थ ग्रहण करके लिखना,	

अगस्त	8.झांसी की रानी (कविता)	बच्चों में स्वदेश प्रेम,साहस,वीरता,त्याग एवं बलिदान आदि गुणों का विकास करना	वाचन व श्रवण शक्ति का विकास	बच्चों में नारी के प्रति सम्मान, नारी-पुरुष समानता, साहस, वीरता, त्याग एवं बलिदान आदि गुणों का विकास हुआ	वर्ग-पहेली - शब्दकोश में वृद्धि मेरी
	4. राम का वन जाना				
	व्याकरण -	अनेक शब्दों के लिए एक शब्द, शुद्ध-अशुद्ध, विराम-चिन्ह	शब्दों की पहचान कराना	शब्दकोश में वृद्धि	
सितम्बर	बाल रामायण	दुष्टों से न मित्रता भली और न ही बैर,रक्षा करना	वाचन व श्रवण शक्ति का विकास		
	5. चित्रकूट में भरत 6. दंडक वन में दस वर्ष	वीरो का धर्म,क्रोध न करना,विवेक से काम लेना आदि गुणों का विकास करना			
	व्याकरण -	मुहावरे, पत्र (औपचारिक), विज्ञापन	रचनात्मक लेखन कौशल में वृद्धि	कल्पनाशक्ति का विकास	
पुनरावृत्ति कार्य - (समस्त अर्ध वार्षिक परीक्षा का पाठ्य क्रम)					

SUBJECT : हिंदी

कक्षा: TEXT BOOK: NCERT-वसंत -भाग 1, बाल रामकथा द्वितीय सत्र :2024-25

TEACHERS NAME: श्रीमती सुषमा वाजपेयी

महीना	पाठ सं -पाठ	भाषा की योग्यताएँ/कौशल और मूल्य	अधिगम बिंदु	सीखने का परिणाम	गतिविधि
अक्टूबर	7 .टिकट-अलबम (एकांकी) 11.मैं सबसे छोटी होऊँ(कविता)	बच्चों में अनुभव,समझ,लालच बुरी बला है आदि गुणों का विकास करना बच्चे हमेशा माँ के साथ छोटे बनकर रहना, माँ हमेशा बच्ची के साथ रहकर समय तथा प्यार देती थी,वैसा अब नहीं करती है।	कल्पना के पंख,लेखन,पठन, सुनो ध्यान से	बच्चों में स्मरण, सही/गलत का निर्णय, अनुमान, समस्या का समाधान, अनुभव, समझ, लालच बुरी बला है आदि गुणों का विकास। बच्चे हमेशा माँ के साथ छोटे बनकर रहना, माँ हमेशा बच्ची के साथ रहकर समय तथा प्यार देती थी,वैसा अब नहीं करती है।	प्यारी माँ -तुम अपनी माँ के लिए क्या-क्या करते हो। कार्ड बनाकर लिखो।
	बाल रामायण 7.सोने का हिरन	सच्चे मित्र की पहचान,मित्रता निभाना आदि गुणों का विकास करना	वाचन व श्रवण शक्ति का विकास	सच्चे मित्र की पहचान,मित्रता निभाना आदि गुणों का विकास हुआ	
	व्याकरण -	विशेषण, उपसर्ग, प्रत्यय	विशेषण, उपसर्ग, प्रत्यय शब्दों का प्रयोग सीखना	शब्दकोश में वृद्धि	
नवम्बर	10.संसार पुस्तक है (पत्र)	बच्चों में विस्तृत विवरण,संदेश,प्रतिक्रिया,ऐतिहासिक घटनाओं के तथ्यों पर चर्चा	लेखन, पठन, चलो बात करें	बच्चों में प्राकृतिक चीजों के बारे में जानकारी, संदेश, प्रतिक्रिया, ऐतिहासिक घटनाओं के तथ्यों पर चर्चा आदि गुणों का विकास हुआ	
	बाल रामायण 8. सीता की खोज	सच्चे मित्र की पहचान,मित्रता निभाना आदि गुणों का विकास करना प्रबल इच्छा-शक्ति हो तो कोई भी कार्य असम्भव नहीं होता आदि गुणों का विकास करना	वाचन व श्रवण शक्ति का विकास	सच्चे मित्र की पहचान, मित्रता निभाना आदि गुणों का विकास हुआ प्रबल इच्छा-शक्ति हो तो कोई भी कार्य असम्भव नहीं होता आदि गुणों का विकास हुआ	

	व्याकरण -	मुहावरे, पत्र (अनौपचारिक), विज्ञापन	रचनात्मक लेखन कौशल में वृद्धि	कल्पनाशक्ति का विकास	
दिसम्बर	13.नौकर (निबन्ध)	बच्चों में कार्य कारण सम्बन्ध,संदेश,विचार बोध,प्रतिक्रिया आदि गुणों का विकास करना	कल्पना के पंख(लेखन)	बच्चों में कोई कार्य छोटा या बड़ा नहीं होता, कार्य कारण सम्बन्ध,संदेश,विचार बोध,प्रतिक्रिया आदि गुणों का विकास हुआ	आपके घर में कौन क्या-क्या काम करता है? कामों की सूची बनाएं और अभ्यास पुस्तिका में लगाएं।
	बाल रामायण 9. राम और सुग्रीव	मित्रों के उपकार को कभी नहीं भूलना,हमें भी रामराज्य की परिकल्पना को साकार करना चाहिये आदि गुणों का विकास करना	वाचन व श्रवण शक्ति का विकास	मित्रों के उपकार को कभी नहीं भूलना,हमें भी रामराज्य की परिकल्पना को साकार करना चाहिये आदि गुणों का विकास हुआ	
जनवरी	14.वन के मार्ग में (कविता)	बच्चों में अर्थ एवं भाव बोध, कारण, संदेश,प्रेम,मर्यादा आदि गुणों का विकास करना	वाचन व श्रवण शक्ति का विकास	कल्पनाशक्ति का विकास	
	व्याकरण -	पत्र (औपचारिक, अनौपचारिक), चित्र-वर्णन	रचनात्मक लेखन	कल्पनाशक्ति का विकास	
फरवरी	बाल रामायण 10. लंका में हनुमान 11. लंका में विजय 12.राम का राज्याभिषेक	बच्चों में संदेश, प्रेम, मर्यादा, सत्य की विजय आदि गुणों का विकास करना	वाचन व श्रवण शक्ति का विकास	छात्र बुराई पर सच्चाई की जीत का कारण समझ सकेंगे।	
	मार्च	वार्षिक परीक्षा			

BGS INTERNATIONAL PUBLIC SCHOOL
SECTOR 5, DWARKA ,NEW DELHI
CURRICULUM (CLASS VI)

SUBJECT : FRENCH

SESSION: 2024-25

TEXT BOOK: APPRENONS LE FRANÇAIS

SUBJECT TEACHER'S NAME: ADITI KHANNA

MONTH	CONTENT	OBJECTIVES	METHODOLOGY	EXPECTED LEARNING OUTCOMES	ACTIVITIES
APRIL	0. Explorons la France ? 1. Les salutations	<ul style="list-style-type: none"> • Connaissance general de la France • Epeler le nom • Savoir saluer , remercier, s'excuser <p>(entre camarades et entre adultes)</p>	<ul style="list-style-type: none"> • Les noms • Expliquer les formules pour demander le nom • Formules de salutation 	<ul style="list-style-type: none"> • Connaissance general de la France • Epeler le nom et compter les nombres jusqu' à vingt • Savoir saluer , remercier, s'excuser <p>(entre camarades et entre adultes)</p>	<ul style="list-style-type: none"> • Activité orale- Que savez-vous de la France?
MAY	2. Apprenons l'alphabet français	<ul style="list-style-type: none"> • Compter les nombres jusqu' à vingt • Les pronoms sujets 	<ul style="list-style-type: none"> • Expliquer noms • Expliquer nombres • Expliquer alphabets 	<ul style="list-style-type: none"> • Compter les nombres • Epeler les alphabets • Connaissez les accents • Connaissez les pronoms sujets • Compter les nombres 	<ul style="list-style-type: none"> • Activité orale – Jeu de rôle
JUNE		SUMMER	VACATION		
JULY	3. Allons à l'école 4. C'est mon anniversaire	<ul style="list-style-type: none"> • Les verbs (être) • Des fournitures scolaires • Les articles indéfinis • Le pluriel de noms • Des nationalités • Compter les nombres jusqu' à cent • Interroger sur les personner/ objets 	<ul style="list-style-type: none"> • Conjugasion du verbe <<être >> • Expliquer d'articles • Expliquer les expressions avec Qu'est-ce que? & Qui est-ce ? • Les noms des fruits & légumes • Expliquer les nombres 	<ul style="list-style-type: none"> • Savoir utiliser le verbe<< être>> • Savoir les articles définis • Connaissez les expressions avec Qu'est-ce que? & Qui est-ce ? • Savoir les noms des fruits & légumes 	<ul style="list-style-type: none"> • BINGO- Le jeu des nombres

AUGUST	5. Des amis de Manuel	<ul style="list-style-type: none"> • Les verbes (avoir) • Les adjectifs • Décrire une personne 	<ul style="list-style-type: none"> • Conjugaison du verbe <<avoir >> • Les adjectifs 	<ul style="list-style-type: none"> • Savoir les verbes avoir. • Savoir le usage de adjectifs 	<ul style="list-style-type: none"> • Activité orale- Identifier et présentez les objets en utilisant les questions qu'est ce que c'est? / Qui est-ce? Et les gens
	6. Le controle français	<ul style="list-style-type: none"> • Parler de la nationalité 	<ul style="list-style-type: none"> • Les nationalités • Les articles définis • Pluriel , masculin et féminin 	<ul style="list-style-type: none"> • Savoir les nationalités • Savoir les articles définis 	<ul style="list-style-type: none"> • De quell etes – vous , Dire La nationalité - Jeu sur les pays et les nationalités
SEPTEMBRE	REVISION				
OCTOBRE	7. Les projets pour le week-end	<ul style="list-style-type: none"> • Parler des jours de la semaine 	<ul style="list-style-type: none"> • Le verbe: aller • Les jours de la semaine 	<ul style="list-style-type: none"> • Connaître les jours de la semaine • Savoir le conjugation de aller 	<ul style="list-style-type: none"> • La poesie – memoriser et reciter un poeme sur les jours
NOVEMBRE	8. Rencontrons la famille Dupont !	<ul style="list-style-type: none"> • Décrire la famille • Er ending verbs 	<ul style="list-style-type: none"> • Règles de conjugaisons du premier groupe de verbes 	<ul style="list-style-type: none"> • Savoir conjuguer les verbes en <<er>> 	<ul style="list-style-type: none"> • Activité orale- Presentez votre famille
DECEMBRE	9. Yippee! Les vacances approchent!	<ul style="list-style-type: none"> • Parler des vacances • Les mois de l'année 	<ul style="list-style-type: none"> • Les mois de l'année 	<ul style="list-style-type: none"> • Savoir les mois de l'année 	
JANVIER	10. Celebrons la quatorze juillet !	<ul style="list-style-type: none"> • Demander et dire la couleur de quelque chose 	<ul style="list-style-type: none"> • Le feminin et le pluriel des couleurs 	<ul style="list-style-type: none"> • Savoir le drapeau de l'Inde et de France. • Savoir les couleurs 	<ul style="list-style-type: none"> • Activité orale- decrivez le drapeau
FEVRIER	REVISION				

BGS INTERNATIONAL PUBLIC SCHOOL
SECTOR 5, DWARKA, NEW DELHI
Curriculum

SUBJECT: SANSKRIT
TEXT BOOK: DEEP MANIKAN BHAG -1
TEACHER'S NAME: MS. VISHAKHA GUPTA

SESSION: 2024-25
CLASS: VI

MONTH	CONTENT	OBJECTIVES	METHODOLOGY	EXPECED LEARNIG OUTCOME	ACTIVITY
APRIL	संस्कृत वर्णमाला 1 पाठ- शब्दपरिचय	भाषाज्ञान के लिए वर्णों का परिचय, वर्णों का उच्चारण स्थान एवं प्रयोग	प्रयोगात्मक पद्धति	ध्वनि विज्ञान के स्वरूप को समझना	संस्कृत वर्णमाला गीत याद करना
MAY	2. पाठ- धातु परिचय 3. पाठ - प्रथम पुरुषः	धातुरूप से बच्चों को अवगत कराना। धातु के रूप और अर्थ का परिचय।	व्याख्यात्मक पद्धति	संस्कृत क्रियाओं का उचित ज्ञान और प्रयोग कर पाएँगे।	फलों, सब्जियों तथा पशुओं के नाम चित्रसहित चार्टपेपर पर बनाए
JULY	4.पाठ- मध्यमपुरुषः 5.पाठ- उत्तम पुरुषः	धातुरूप का उचित प्रयोग	व्याख्यात्मक पद्धति	धातुरूप को समझना एवं इसका प्रयोग कर पाएँगे।	अभिनय के द्वारा क्रियापद को समझेंगे
AUGUST	6. पाठ- अव्यय पदानि (संस्कृत में 1-25 तक संख्या)	अव्यय का वाक्य में प्रयोग सीख पाएँगे।	प्रयोगात्मक पद्धति	अव्यय का महत्व एवं प्रयोग का अभ्यास कर पाएँगे।	भाई को राखी पर शुभकामना देते हुए ग्रीटिंग्स कार्ड बनाए
SEPTEMBER	पुनरावृत्ति	पढ़ाए गए पाठों की आवृत्ति करवाई जाएगी	वर्णनात्मक पद्धति	अभ्यास कार्य करना	अभ्यास कार्य करना

OCTOBER	7.पाठ- प्रथमा विभक्ति 8.पाठ-द्वितीया विभक्ति व्याकरण - शब्दरूप- बालक,नर,पुष्प,	विभक्ति पद की उपयोगिता को जानना	अभ्यासात्मक पद्धति	शब्दरूप का प्रयोग एवं इसका वाक्य में प्रयोग सीख पाएँगे।	अपना परिचय संस्कृत में देना।
NOVEMBER	9.पाठ- तृतीया विभक्ति 10. पाठ- चतुर्थी विभक्ति व्याकरण-व्याकरण- लता,रमा	विभक्ति पद का प्रयोग एवं इसकी उपयोगिता	व्याख्यात्मक पद्धति	संस्कृत वाक्य बनाने में सक्षम हो पाएँगे	वाचन अभ्यास के लिए पाठ का पठन कार्य
DECEMBER	11. पाठ- पंचमी विभक्ति 12. षष्ठी विभक्ति व्याकरण- शब्दरूप- तत्(वह) तीनों लिंगों में	संज्ञा के साथ साथ सर्वनाम शब्दों के भी रूप भिन्न होते हैं इसे समझना	व्याख्यात्मक पद्धति	भाषाज्ञान का विस्तार होगा	वर्कशीट पूरा करे
JANUARY	13. पाठ- सप्तमी विभक्ति संस्कृत संख्या (26-50 तक) व्याकरण-शब्दरूप- किम्(क्या,कौन)तीनों लिंगों में	लिंगानुसार विभक्ति रूप बदलते हैं इससे बच्चों को अवगत कराना	अभ्यासात्मक पद्धति	बौद्धिता एवं मानसिकता का विकास होगा	संस्कृत संख्या कंठस्थ करें।

FEBRUARY	14.पाठ-सम्बोधनम् 15.लृटलकारः	लृटलकार-भविष्यकाल में धातुरूप परिवर्तित हो जाते है इससे बच्चे अवगत होंगे।	अभ्यासात्मक पद्धति	बच्चों में तार्किक क्षमता का विकास हो पाएगा	चित्र देखकर संस्कृत वाक्य लिखिए
MARCH	वार्षिक परीक्षा	पुनरावृत्ति	पुनरावृत्ति	पुनरावृत्ति	पुनरावृत्ति



BGS INTERNATIONAL PUBLIC SCHOOL

SECTOR 5, DWARKA, NEW DELHI - 75

CURRICULUM

SUBJECT: MATHEMATICS

SESSION: 2024-25

TEXT BOOK: NCERT

CLASS: VI

TEACHER NAME: KOMAL SHARMA

MONTH	CONTENT	OBJECTIVES	METHODOLOGY	EXPECTED LEARNING OUTCOMES	ACTIVITIES
April	Chapter 1: Knowing Our Numbers	<ul style="list-style-type: none">➤ To understand the concept of Indian and International system of numeration.➤ To apply different operations for solving word problems.	<ul style="list-style-type: none">➤ Discussion➤ Inductive and Deductive method➤ Problem solving method➤ Demonstration	Students will be able to: <ol style="list-style-type: none">1. Differentiate between Indian and International system of numeration.2. Apply the concept of mathematical operation in daily life.	MCQ's will be given for Chapter: Knowing Our Numbers.
	Chapter 2: Whole Numbers	<ul style="list-style-type: none">➤ To understand the representation of whole number on number line.➤ To solve addition, subtraction and multiplication of numbers using number line.		Students will be able to: <ol style="list-style-type: none">1. Understand whole number and natural number and their relation.2. To know the difference between successors and predecessors.	Representation of whole numbers and natural numbers on number line.

<p>May</p>	<p>Chapter 3: Playing With Numbers</p>	<ul style="list-style-type: none"> ➤ To understand factors and multiples of a number. ➤ To understand prime and composite numbers. ➤ To learn divisibility rules of different numbers. ➤ To learn the method of prime factorisation. ➤ To understand HCF and LCM of given numbers. 	<ul style="list-style-type: none"> ➤ Discussion ➤ Inductive and Deductive method ➤ Problem solving method ➤ Demonstration 	<p>Students will be able to:</p> <ol style="list-style-type: none"> 1. Differentiate between prime and composite numbers. 2. Apply divisibility rules in reducing a number. 3. Find prime factors using prime factorisation. 4. Use LCM and HCF in solving problems. 	<p>To find prime numbers from 1 to 100 by Eratosthenes Sieve's method.</p>
<p>July</p>	<p>Chapter 4: Basic Geometrical Ideas</p> <p>Chapter 5: Understanding Elementary Shapes</p> <p>REVISION FOR PT-1</p>	<ul style="list-style-type: none"> ➤ To understand line, line segments and ray. ➤ To draw different curves. ➤ To understand polygons and its parts. ➤ To know angles and naming of angles. ➤ To understand different types of angles and triangles. ➤ To learn measuring of angles with protractor. ➤ To understand perpendicular lines. ➤ To know the properties of different quadrilaterals. 	<ul style="list-style-type: none"> ➤ Discussion ➤ Inductive and Deductive method ➤ Problem solving method ➤ Demonstration 	<p>Students will be able to:</p> <ol style="list-style-type: none"> 1. Differentiate between lines, line segment and ray. 2. Tell type of curves in different objects. 3. Learn different sided polygons. 4. Know different angles made by different shapes. <p>Students will be able to:</p> <ol style="list-style-type: none"> 1. Know different angles formed in real life. 2. Relate different quadrilaterals with each other. 	<p>To write the names of different sided polygons.</p> <p>To classify the triangles on the basis of sides and angles from the given set of triangles.</p>

August	Chapter 9: Data Handling	<ul style="list-style-type: none"> ➤ To know the representation of data using tally marks. ➤ To understand the reading of pictograph. 	<ul style="list-style-type: none"> ➤ Discussion ➤ Inductive and Deductive method ➤ Problem solving method ➤ Demonstration 	<p>Students will be able to:</p> <ol style="list-style-type: none"> 1. Know the uses of graph in daily life. 2. Know the difference between different graphs. 3. Learn easy way to read a data. 	To learn representation of data using tally marks and pictograph.
	Chapter 6: Integers	<ul style="list-style-type: none"> ➤ To understand the representation of integers on number line. ➤ To understand successor and predecessor of integers. ➤ To understand the comparison of integers. ➤ To learn how to open the brackets and solve them. ➤ To understand addition and subtraction of integers. 		<p>Students will be able to:</p> <ol style="list-style-type: none"> 1. Know the use of negative and positive sign with a number. 2. Know the multiplication of different signs. 3. Know the meaning of temperature with positive and negative sign. 	MCQ's will be given for Chapter: Integers.
September	REVISION FOR MID-TERM				

October	<u>Chapter 7:</u> Fractions	<ul style="list-style-type: none"> ➤ To understand the part of fraction. ➤ To understand the type of fraction, equivalent fraction and simplest form of fraction. ➤ To compare fractions. ➤ To understand addition and subtraction of fractions. 	<ul style="list-style-type: none"> ➤ Discussion ➤ Inductive and Deductive method ➤ Problem solving method ➤ Demonstration 	<p>Students will be able to:</p> <ol style="list-style-type: none"> 1. Use fraction in daily life. 2. Apply divisibility rule in reducing fraction. 3. Apply fraction in distributing things. 	<p>MCQ's will be given for Chapter: Fractions.</p>
	<u>Chapter 8:</u> Decimals	<ul style="list-style-type: none"> ➤ To understand the use of decimal. ➤ To compare decimals. ➤ To know the relation between different units. ➤ To understand addition and subtraction of decimals. 	<ul style="list-style-type: none"> ➤ Discussion ➤ Inductive and Deductive method ➤ Problem solving method ➤ Demonstration 	<p>Students will be able to:</p> <ol style="list-style-type: none"> 1. Know the relation between units. 2. Know the rounding off the decimals. 3. Know the use of decimals in daily life. 	<p>To represent 0.25, 0.5, 0.75, 0.68 etc on a 10x10 grid by shading.</p>
November	<u>Chapter 10:</u> Mensuration	<ul style="list-style-type: none"> ➤ To understand perimeter and area of different shapes. ➤ To find the area of irregular shapes by counting number of boxes. 	<ul style="list-style-type: none"> ➤ Discussion ➤ Inductive and Deductive method ➤ Problem solving method ➤ Demonstration 	<p>Students will be able to:</p> <ol style="list-style-type: none"> 1. Apply the concept of perimeter and area in daily life like in finding the area and perimeter of land. 	<p>To find perimeter and area of different objects.</p>
	<u>Chapter 11:</u> Algebra	<ul style="list-style-type: none"> ➤ To understand the concept of variables and constants. ➤ To use variables in real life. 		<p>Students will be able to:</p> <ol style="list-style-type: none"> 1. Remember common rules easily. 2. Make expressions using variables. 	<p>To make different expressions using different variables and constants.</p>

December	Chapter 12: Ratio and Proportion	<ul style="list-style-type: none"> ➤ To understand the use of ratio and to find ratio of different quantities. ➤ To check the ratios are in proportion or not. ➤ To understand the concept of unitary method. 	<ul style="list-style-type: none"> ➤ Discussion ➤ Inductive and Deductive method ➤ Problem solving method ➤ Demonstration 	<p>Students will be able to:</p> <ol style="list-style-type: none"> 1. Find ratio of different quantities from the classroom. 2. Use unitary method in their daily life. 	MCQ's will be given for Chapter: Ratio and Proportion.
January	REVISION FOR FINAL				
February & March	REVISION FOR FINAL				

**BGSINTERNATIONALPUBLICSCHOOL , SECTOR-5 , DWARKA , NEWDELHI
CURRICULUM**




SUBJECT:SCIENCE

CLASS VI

SESSION:2024-25

TEXTBOOK:NCERT

TEACHER:Ms.Kiran

MONTH	CONTENT	OBJECTIVE	METHODOLOGY	EXPECTED LEARNING OUTCOME	ACTIVITIES
April & May	<ul style="list-style-type: none"> Sorting materials into Groups Components of food 	<p>-To learn about the importance of sorting different materials based on their properties.</p> <p>-To learn about the nutrients present in different food items.</p>	<ul style="list-style-type: none"> Group Discussion Demonstration Oraldrilling 	<p>-The students will be able to categorize different materials on the basis of similarity & differences in their properties.</p> <p>-The students will be able to know about the various nutrients present in various food items.</p>	<p>To show-Solubility test</p>  <p>LAB VISIT</p>
	<ul style="list-style-type: none"> Motion Measurement of Distances Air Around Us 	<p>-To learn about the different types of motion & measurement of length using different scales of measurement.</p> <p>-To understand composition, usage & importance of air.</p>	<ul style="list-style-type: none"> Oral drilling Quiz (MCQbased test) 	<p>-The students will be able to tell about the standard unit of length & different types of motion.</p> <p>-The students will be able to learn about different uses of air.</p>	<p>Measurement using handspan & measuring tape.</p> <p>To make a phirki .</p> 
	<ul style="list-style-type: none"> Revision 	-To recapitulate the previous topics.	<ul style="list-style-type: none"> Oral and Written 		
August	<ul style="list-style-type: none"> Getting to know Plants 	-To identify & differentiate between types of Plants & to learn functions of different parts of a plant.	<ul style="list-style-type: none"> Demonstration Quiz 	-The students will be able to understand the importance of plants in our environment.	<p>Leaf Tracing</p> 

MONTH	CONTENT	OBJECTIVE	METHODOLOGY	EXPECTED LEARNING OUTCOME	ACTIVITIES
September	<ul style="list-style-type: none"> Electricity & Circuits 	-To know about electric symbols, types of electric circuits, electric cell ,conductors and insulators.	-Group Discussion	-The students will be able to understand the importance of electricity in our life.	Demonstration of Electric cell and glowing of an electric cell.
	<ul style="list-style-type: none"> Revision 	To recapitulate the previous topics.			
October	<ul style="list-style-type: none"> Light ,Shadows & Reflection 	-To understand the properties of light , concept of image formation and shadows.	-Oral drilling - Demonstration	-The students will be able to understand properties of light ,formation of shadows and reflection.	To demonstrate the process of reflection using a mirror.
November	<ul style="list-style-type: none"> The living Organisms- Characteristics and Habitats 	-To learn about different habitats & adaptations of organisms.	-Group Discussion	-The students will explore about different habitats & adaptations of organisms.	To find about the adaptations of desert plants/ animals.
December	<ul style="list-style-type: none"> Separation of Substances 	-To understand the methods of separation of different components of a mixture.	-Demonstration	-The students will be able to know about various separation process, its purpose & utility of the separated components.	Class test
January & February	<ul style="list-style-type: none"> Fun with Magnets Body Movements Revision/Final Exam 	-To learn about the properties of a magnet. -To understand and learn about the different bones & joints. -To recapitulate the previous topics.	-Use of real life Applications . -Oral and written	-The students will be able to identify magnetic & non-magnetic materials and its usage in our day to day life. -To acquire knowledge of different body parts and their functions.	Activity to show the property of a magnet using iron fillings. To find & locate the names of joints in our skeleton.
March	<ul style="list-style-type: none"> Final Exam 				



BGS INTERNATIONAL PUBLIC SCHOOL

SECTOR 5, DWARKA, NEW DELHI - 75

CURRICULUM

SUBJECT: HISTORY

TEXT BOOK: OUR PASTS - I

TEACHER NAME: DEEPALI SHARMA

SESSION: 2024-25

CLASS: VI

MONTH	CONTENT	OBJECTIVES	METHODOLOGY	EXPECTED LEARNING OUTCOMES	ACTIVITIES
APRIL	CHAPTER 1: What, Where, How and When?	<ul style="list-style-type: none">➤ To develop an understanding of the significance of geographical terms used during the time frame.➤ To illustrate the sources used to reconstruct history.	<ul style="list-style-type: none">➤ Multimedia➤ Discussion method➤ Lecture Method➤ Textbook	<ul style="list-style-type: none">➤ Students will be able to identify the literary and archaeological sources and describe their use in reconstruction of history of this period.	Paste pictures of different types of archaeological and literary resources.
MAY	CHAPTER 2: From Hunting Gathering to Growing Food	<ul style="list-style-type: none">➤ To provide an understanding of the life of man in the prehistoric period.➤ To gain insight into the transition of man from nomadic life to a settled life.	<ul style="list-style-type: none">➤ Multimedia➤ Discussion method➤ Lecture method➤ Textbook	<ul style="list-style-type: none">➤ Students will be able to appreciate the skills and knowledge of hunter gatherers.➤ The students will be able to appreciate the diversity of early domestication.	On a political map of India, mark some important Archaeological Sites (Bhimbetka, Mehrgarh, Daojali Hading, Burzahom, Inammgaon, Hunsgi, Brahmagiri)

<p align="center">JULY</p>	<p><u>CHAPTER 3:</u> In the earliest cities</p> <p><u>CHAPTER 4:</u> What books and burials tell us</p> <p>REVISION FOR PT-1</p>	<ul style="list-style-type: none"> ➤ To gain knowledge of the Harappan civilisation and its major features. 	<ul style="list-style-type: none"> ➤ Multimedia ➤ Discussion method ➤ Lecture method ➤ Textbook 	<ul style="list-style-type: none"> ➤ Students will be able to explain the features of the Great Bath and other Harappan cities. ➤ The learners will be able to tell the reasons for the decline of the Harappan civilisation. ➤ The students will be able to explain the Vedas. 	<p>On a political map of India, mark important Harappan cities.</p>
<p align="center">AUGUST</p>	<p><u>CHAPTER 5:</u> Kingdoms, Kings and an early Republic</p>	<ul style="list-style-type: none"> ➤ To appreciate that different developments were taking place in different parts of the subcontinent. ➤ To know about the political and administrative nature of early kingdoms. ➤ To know about the janapadas and Mahajanapadas. 	<ul style="list-style-type: none"> ➤ Multimedia ➤ Discussion method ➤ Lecture method ➤ Textbook 	<ul style="list-style-type: none"> ➤ The learners will be able to describe the political and administrative system of early kingdom. 	<p>Make a picture collage on any one Mahajanapada at this time (Magadha/Vajji). Highlight features like – forts, army, kings, trade, weapons, administration etc.</p>
<p align="center">SEPTEMBER</p>	<p>Revision PT 2</p>	<ul style="list-style-type: none"> ➤ Recapitulation 	<ul style="list-style-type: none"> ➤ Oral, Written, Multimedia 	<ul style="list-style-type: none"> ➤ Clarity of Concepts 	<p>Revision Worksheets</p>
<p align="center">OCTOBER</p>	<p><u>CHAPTER 6:</u> New Questions and Ideas</p> <p><u>CHAPTER 7:</u> from a kingdom to an empire</p>	<ul style="list-style-type: none"> ➤ To develop an understanding of the emergence of new religious ideas. ➤ To do a comparative study of Buddhism and Jainism. ➤ To know about the Mauryan Empire and its administration. 	<ul style="list-style-type: none"> ➤ Multimedia ➤ Discussion method ➤ Lecture method ➤ Textbook 	<ul style="list-style-type: none"> ➤ The students will be able to differentiate between Buddhism and Jainism. ➤ The students will be able to explain the administrative system of the Mauryas. ➤ The students will be able to describe the war which had changed the life of Ashoka. 	<p>On a political map of India, locate some of the important cities and the places where inscriptions were found of the Mauryan Empire.</p>

NOVEMBER	CHAPTER 8: Villages, Towns and Trade	<ul style="list-style-type: none"> ➤ To gain knowledge of the use of iron in the subcontinent. 	<ul style="list-style-type: none"> ➤ Multimedia ➤ Discussion method ➤ Lecture method ➤ Textbook 	<ul style="list-style-type: none"> ➤ Students will be able to explain textual and archaeological sources to reconstruct history. 	
DECEMBER	CHAPTER 9: New empires and kingdoms	<ul style="list-style-type: none"> ➤ To examine the implications of journeys within the subcontinent. ➤ To gain knowledge of the emergence of new empires and their administrative system. 	<ul style="list-style-type: none"> ➤ Multimedia ➤ Discussion method ➤ Lecture method ➤ Textbook 	<ul style="list-style-type: none"> ➤ Students will be able to talk about the Silk Route. ➤ The students will be able to explain about the Chinese pilgrims who came to India and the emergence of Bhakti. 	<p>Find out about trade items that India did with other countries. Support your research with pictures.</p> <p>OR</p> <p>Write about anyone famous person that practised Bhakti (eg. Meerabai). Support your research with pictures.</p>
JANUARY	CHAPTER 10: Buildings, Paintings and Books	<ul style="list-style-type: none"> ➤ To understand the importance of the prashastis in reconstructing the political history of the period. ➤ To familiarise the students with the art and architecture of the ancient kingdom. 	<ul style="list-style-type: none"> ➤ Multimedia ➤ Discussion method ➤ Lecture method ➤ Textbook 	<ul style="list-style-type: none"> ➤ The students will be able to explain the prashastis and reign of rulers like Samudragupta, Harshavardhana, Pallavas, Chalukyas, Pulakesin and their administration. ➤ The students will be able to appreciate the art and architecture of the ancient kingdom. 	<p>On a political map of India, mark the dynasties that ruled in the South.</p>
FEBRUARY & MARCH	Final Term Revision	<ul style="list-style-type: none"> ➤ Recapitulation 	<ul style="list-style-type: none"> ➤ Oral, Written, Multimedia 	<ul style="list-style-type: none"> ➤ Clarity of Concepts 	Revision Worksheets



BGS INTERNATIONAL PUBLIC SCHOOL

SECTOR 5, DWARKA, NEW DELHI - 75

CURRICULUM

SUBJECT: GEOGRAPHY

SESSION: 2024-25

TEXT BOOK: THE EARTH OUR HABITAT (NCERT)

CLASS: VI

TEACHER NAME: DEEPALI SHARMA

MONTH	CONTENT	OBJECTIVES	METHODOLOGY	EXPECTED LEARNING OUTCOMES	ACTIVITIES
APRIL	CHAPTER 1: The Earth in the Solar System	<ul style="list-style-type: none"> ➤ To understand unique place of earth in the solar system. ➤ To gain knowledge about the celestial bodies. 	<ul style="list-style-type: none"> ➤ Multimedia ➤ Explanation ➤ Textbook 	<ul style="list-style-type: none"> ➤ Students will understand the position of the earth in solar system. 	Diagram of Solar System.
MAY	CHAPTER 2: Latitudes and Longitudes	<ul style="list-style-type: none"> ➤ To know about latitudes and longitudes. ➤ To provide details information of the heat zones. 	<ul style="list-style-type: none"> ➤ Multimedia ➤ Explanation ➤ Textbook 	<ul style="list-style-type: none"> ➤ Students will know about important latitudes & longitudes and heat zones. 	Diagrams: <ul style="list-style-type: none"> • Heat Zones of the Earth • Important Latitude • Heat zones on the Physical map of the World.
JULY	CHAPTER 3: Motions of the Earth REVISION FOR PT-1	<ul style="list-style-type: none"> ➤ To understand rotation & revolution and their effects. 	<ul style="list-style-type: none"> ➤ Multimedia ➤ Explanation ➤ Textbook 	<ul style="list-style-type: none"> ➤ Students will understand the effects of rotation & revolution. 	Diagram: Formation of Day & Night.

AUGUST	CHAPTER 4: Maps	<ul style="list-style-type: none"> ➤ To develop skills of map reading. ➤ To understand the importance of Maps and Symbols. 	<ul style="list-style-type: none"> ➤ Multimedia ➤ Explanation ➤ Textbook 	<ul style="list-style-type: none"> ➤ Students will learn about component of maps. They will practice symbols and compare between Map & Globe. 	Diagrams of conventional symbols. Diagrams of Cardinal Directions.
SEPTEMBER	Revision PT 2	<ul style="list-style-type: none"> ➤ Recapitulation 	<ul style="list-style-type: none"> ➤ Oral, Written, Multimedia 	<ul style="list-style-type: none"> ➤ Clarity of Concepts 	Revision Worksheets
OCTOBER	CHAPTER 5: Major Domains of the Earth	<ul style="list-style-type: none"> ➤ To understand the inter relationship of the realms of the earth. 	<ul style="list-style-type: none"> ➤ Multimedia ➤ Explanation ➤ Textbook 	<ul style="list-style-type: none"> ➤ The students will understand about lithosphere hydrosphere, atmosphere and biosphere. 	Map: Continents and Oceans. Make a report on physical features of any continent.
NOVEMBER	CHAPTER 6: Our Country India	<ul style="list-style-type: none"> ➤ To comprehend the location & physiographic divisions of India. 	<ul style="list-style-type: none"> ➤ Multimedia ➤ Explanation ➤ Textbook 	<ul style="list-style-type: none"> ➤ Students will understand the location, our neighbouring countries and physiographic division of India. 	Map: <ul style="list-style-type: none"> • Neighbouring countries • Mountains & Island groups. • States & UTs
JANUARY	Final Term Revision	<ul style="list-style-type: none"> ➤ Recapitulation 	<ul style="list-style-type: none"> ➤ Oral, Written, Multimedia 	<ul style="list-style-type: none"> ➤ Clarity of Concepts 	Revision Worksheets
FEBRUARY & MARCH	Final Term Revision	<ul style="list-style-type: none"> ➤ Recapitulation 	<ul style="list-style-type: none"> ➤ Oral, Written, Multimedia 	<ul style="list-style-type: none"> ➤ Clarity of Concepts 	Revision Worksheets



BGS INTERNATIONAL PUBLIC SCHOOL

SECTOR 5, DWARKA, NEW DELHI - 75

CURRICULUM

SUBJECT: CIVICS

SESSION: 2024-25

TEXT BOOK: SOCIAL AND POLITICAL LIFE – I (NCERT)

CLASS: VI

TEACHER NAME: DEEPALI SHARMA

MONTH	CONTENT	OBJECTIVES	METHODOLOGY	EXPECTED LEARNING OUTCOMES	ACTIVITIES
APRIL	CHAPTER 1: Understanding Diversity	<ul style="list-style-type: none">➤ To appreciate various forms of diversity in environment.➤ Comparative study of Kerala and Ladakh.➤ To understand the diversity of a region.	<ul style="list-style-type: none">➤ Multimedia➤ Discussion method➤ Lecture Method➤ Textbook	Students will be able to: <ul style="list-style-type: none">➤ Describe various forms of human diversity around him.➤ Explain the geographical features of Kerala and Ladakh.	Make a picture collage on India – different types of people – religion, dresses, food, festivals etc.
MAY	CHAPTER 2: Diversity and Discrimination	<ul style="list-style-type: none">➤ To gain an understanding of the various inequalities and discrimination in the society.➤ To understand that the Constitution compel us to respect diversity.	<ul style="list-style-type: none">➤ Multimedia➤ Discussion method➤ Lecture method➤ Textbook	Students will be able to: <ul style="list-style-type: none">➤ Recognise various forms of discrimination and understand the nature and sources of discrimination.➤ Distinguish between stereotype and prejudice.➤ Explain the role of Dr. B.R. Ambedkar in removing untouchability.	Write the Preamble of the Indian Constitution.

JULY	CHAPTER 3: What is Government REVISION FOR PT-1	<ul style="list-style-type: none"> ➤ To understand the concept of democracy and various levels of democratic government. ➤ To recognise the need for Universal adult franchise. 	<ul style="list-style-type: none"> ➤ Multimedia ➤ Discussion method ➤ Lecture method ➤ Textbook 	Students will be able to: <ul style="list-style-type: none"> ➤ Explain the types and the levels of government. ➤ Know about the women's Suffrage movement. 	Write an essay – 'Why are elections important for a country?' Paste pictures of any 5 women leaders or ministers.
AUGUST	CHAPTER 4: Panchayati Raj	<ul style="list-style-type: none"> ➤ To understand the working of the government at the local levels. ➤ To develop an understanding of the three- tier Panchayati Raj System. 	<ul style="list-style-type: none"> ➤ Multimedia ➤ Discussion method ➤ Lecture method ➤ Textbook 	The students will be able to: <ul style="list-style-type: none"> ➤ tell functions of the Gram Panchayat. ➤ explain the relation between Gram Sabha and Gram Panchayat. ➤ describe the levels of Panchayat. 	Find out any 10 states in India that follow the Panchayati Raj. Write about – 'Social Welfare of the Gram Panchayat.'
SEPTEMBER	Revision PT 2	<ul style="list-style-type: none"> ➤ Recapitulation 	<ul style="list-style-type: none"> ➤ Oral, Written, Multimedia 	<ul style="list-style-type: none"> ➤ Clarity of Concepts 	Revision Worksheets
OCTOBER	CHAPTER 5: Rural Administration	<ul style="list-style-type: none"> ➤ To gain insight into the administrative work of the government for the rural areas. ➤ To understand the role of the Police and the Patwari. 	<ul style="list-style-type: none"> ➤ Multimedia ➤ Discussion method ➤ Lecture method ➤ Textbook 	The students will be able to: <ul style="list-style-type: none"> ➤ Identify the functions of the Patwari and the Police. ➤ Explain the Hindu Succession Amendment Act. 	Prepare newspaper collage about the work being done by Panchayat or Municipal Corporation.
NOVEMBER	CHAPTER 6: Urban Administration	<ul style="list-style-type: none"> ➤ To gain knowledge of the nature of city administration. ➤ To know the role of Municipal Corporation and Ward Councillors. 	<ul style="list-style-type: none"> ➤ Multimedia ➤ Discussion method ➤ Lecture method ➤ Textbook 	Students will be able to: <ul style="list-style-type: none"> ➤ identify the role of Ward Councillors and Municipal Corporation in a city. ➤ describes the functioning of rural and urban local government bodies in sectors like health, education etc. 	

DECEMBER	CHAPTER 7: Rural Livelihoods	<ul style="list-style-type: none"> ➤ To examine the livelihood of the people living in villages. 	<ul style="list-style-type: none"> ➤ Multimedia ➤ Discussion method ➤ Lecture method ➤ Textbook 	Students will be able to: <ul style="list-style-type: none"> ➤ Describe factors responsible for availability of different occupations undertaken in rural and urban areas. 	Find out the following details about any one village in India, support with pictures: Name of the village, Main occupation of people in the village, Major crops grown, Name of school in village, Hospital in village etc
JANUARY	CHAPTER 8: Urban Livelihoods	<ul style="list-style-type: none"> ➤ To understand the working conditions of the people in urban areas. ➤ Compare the nature of the urban livelihood with that of the rural areas. 	<ul style="list-style-type: none"> ➤ Multimedia ➤ Discussion method ➤ Lecture method ➤ Textbook 	The students will be able to: <ul style="list-style-type: none"> ➤ Describe factors responsible for availability of different occupations undertaken in urban areas. 	Conduct a survey in your class to find out what type of occupations do your friends' parents follow. Note down the most and the least common occupations.
FEBRUARY & MARCH	Final Term Revision	<ul style="list-style-type: none"> ➤ Recapitulation 	<ul style="list-style-type: none"> ➤ Oral, Written, Multimedia 	<ul style="list-style-type: none"> ➤ Clarity of Concepts 	Revision Worksheets

BGS INTERNATIONAL PUBLIC SCHOOL

SECTOR 5, DWARKA ,NEW DELHI

CURRICULUM (SESSION 2024 -25)

SUBJECT : ART EDUCATION

TEACHERS NAME:

CLASS- 6

MONTH	CONTENT	OBJECTIVES	METHODOLOGY	EXPECTED LEARNING OUTCOMES	ACTIVITIES
APRIL-MAY	Colour Theory- Colour Wheel & Colour Family Hand, Nose, Lips,Eyes, Foot Stippling technique Scribbling technique	To make them know about the family of colours etc. To teach them step by step how to draw body and face parts To teach them these techniques on different objects	Work in art file Work in art book	They should able to know about the family of colours like yellow , orange, red in one family etc. They should able to draw these parts in accurate proportion	

JULY	<p>Pencil Shading , oil pastel mixing & poster colour mixing in various objects.</p> <p>Still Life & Landscape with Pencil shading & colouring</p>	<p>To teach them how to do shading & mixing from diff. medium of colours in various objects.</p>	<p>Work in art file and book</p>	<p>Students should be able to make landscape , still life with mixing of diff. medium of colours.</p>	
AUGUST- SEPTEMBER	<p>Rakhi making Janmashtami activity</p> <p>Stick Figure - composition</p> <p>PERIODIC TEST 2</p>	<p>To teach them how to make beautiful rakhis with different materials</p> <p>To teach them some composition with the help of stick figures</p>	<p>Work in art file</p>	<p>Students should be able to create some different craft work on different festivals.</p>	<p>Rakhi making Janmashtami activity</p>
OCTOBER	<p>Diya decoration</p> <p>Poster Making on HARIT DIWALI</p>	<p>To teach them some craft work on diwali</p>	<p>Work in art file Activity method</p>	<p>Students should be able to do creative work</p>	<p>Diya decoration.</p>

NOVEMBER	Compositions - fruits , vegetables , park scene, market scene etc.	To teach them how to compose diff. things together to create a good composition.	Work in Art file	They should able to make compositions by their own.	
DECEMBER	Landscape, fairyland, cock Christmas scene	To teach them how to do use water colours and pencil colours in composition To teach them some drawing or craft on Christmas.	Work in art file and book	Students should able to make to use different colour mediums	Craft work on Christmas.
JANUARY- FEBRUARY	Compositions Object drawing	To teach them how to make still life with different objects	Work in art file .	Students should able to create some beautiful art work	.
MARCH	FINAL TERM				

BGS INTERNATIONAL PUBLIC SCHOOL

SECTOR – 5, DWARKA, 110075

CLASS VI MUSIC SYLLABUS (2024-25)

APRIL -MAY

- **Fundamental knowledge of INDIAN CLASSICAL MUSIC.**
- **Basic questions and answers practice.**
- **House song and school song practice**

JULY

- **LA EXPOSITION practice.**
- **Inter-school competition practice (group song).**

AUGUST

- **Inter-school competition practice (group & solo song).**

SEPTEMBER

- **Fundamental knowledge of all musical instruments.**
- **Practice with choir group.**
- **Honour's day practice.**

OCTOBER

- **Honour's day practice.**

NOVEMBER

- **Assembly practice with choir group.**
- **Instrumental practice.**

DECEMBER

- **Patriotic song practice.**

JANUARY

- **Motivational song practice .**
- **Instrumental practice.**

FEBRUARY

- **Revision of all lessons.**

BGS INTERNATIONAL PUBLIC-SCHOOL
SECTOR-5, DWARKA, NEW DELHI

SUBJECT: YOGA

SESSION: 2024-2025

CLASS: VI

TEACHER'S NAME: UMA TIWARI

MONTH	CONTENT	OBJECTIVES	METHODOLOGY	EXPECTED LEARNING OUTCOMES
APRIL & MAY	Yogic breathing, Bhastrika Pranayama	To help student to know about their ancient culture. Help to increase their concentration power.	Demonstration Method	Yoga is a completely personality development for students. It helps student to aware about their health.
JULY	Practice of previous class+ Nadisodhan Pranayama BharmariPranayam.	Increased concentration power.	Demonstration Method	Help to balance them physical or mental level.
AUGUST	Practice of previous class+ Surya Namaskar	Help to increased their muscles power	Demonstration Method	The practice of surya namaskar as a whole gives a great number of benefits. It's very beneficial for student.
SEPTEMBER	Practice of previous class+ sitting posture	Help to improve their muscles power.	Demonstration Method	To help students increased their flexibility, concentration and memory power.
OCTOBER	Practice of previous class+ Vajrasana group of Asana's	Help to correcting their back stiffness.	Demonstration Method	Yoga is a completely personality development for students. It helps student to aware about their health.
NOVEMBER	Practice of previous class+ Uttanpadasana	Help to increase their stamina.	Demonstration Method	Help to increase the stamina of their digestive system.
DECEMBER	Practice of previous class+ Surya bhedi Pranayama	Improved their concentration power.	Demonstration Method	Surya BhediPranayam makes the mind more alert and perceptive and is an excellent premeditation Pranayama.
JANUARY	Practice of previous class+ Sarvangasana	Reduce their back stiffness.	Demonstration Method	Sarvangasana stimulates the thyroid gland, balancing the circulatory, digestive, reproductive, nervous and endocrine system.
FEBRUARY&MARCH	Practice of previous class+ Halasana	To help student to know about their ancient culture. Help to increase their concentration power.	Demonstration Method	This Asana massages all the internal organs, activates the digestion, relieving dyspepsia, revitalises the spleen and the suprarenal glands.