

B.G.S International Public School

Sector- 5, Dwarka, New Delhi


CURRICULUM



SUBJECT : English



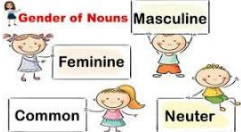
SESSION: 2024-25



TEXTBOOK : English Weaves (Eupheus Learning)

Teacher : Ms Sitara Kapoor

MONTH	CONTENT	OBJECTIVES	METHODOLOGY	EXPECTED LEARNING OUTCOMES	ACTIVITIES
APRIL	Capital Letters, Full Stops,	Understand and use simple punctuations in a sentence.	Worksheets	Learners will be able to punctuate a sentence properly.	Class room discussions and Q/A sessions.
MAY	The Blue Jackal *The Spice box' (Poem) *Alphabetical order.	To read and understand a simple story. To read and understand the thoughts and imagination contained in a poem. To understand alphabetical order	Reading from textbook Reading and Explanation Worksheets Audio visual aids	Students will be able to read and comprehend simple text. Students will be able to read and recite the poem with actions and expression. Learners will understand alphabetical order and how to use a dictionary.	Draw your favourite animal. Let us know our spices. 

MONTH	CONTENT	OBJECTIVES	METHODOLOGY	EXPECTED LEARNING OUTCOMES	ACTIVITIES
JULY	<p>1. Piya's wonderful friend.</p> <p>*Clouds (Poem)</p> <p>*Nouns</p>	<p>*Understanding a simple story about birds.</p> <p>*To read and understand a poem</p> <p>*To understand various compound words</p>	<p>Story telling through echo reading.</p> <p>Explanation method</p> <p>Audio visual aids Worksheets</p>	<p>*Learners will understand and love reading about the girl Piya and her friend.</p> <p>*Students will identify, understand and make various compound words.</p>	 <p>Know about Kingfisher.</p> <p>Draw five nouns that you see in the classroom.</p>
AUGUST	<p>3. Amrita's Robot</p> <p>*Common and Proper nouns</p>	<p>*To understand how robots can help in household work.</p> <p>*Understand naming words</p>	<p>Echo reading Discussions</p> <p>Worksheets Explanation method.</p>	<p>*Learners will be able to understand the importance of healthy eating.</p> <p>*Students will be able to identify naming words.</p>	<p>Draw machines which make our lives easier</p>  <p>Noun game (Write nouns with various letters of the alphabet)</p>

<p>SEPTEMBER</p>	<p>Adjectives</p> <p>Pronouns</p>	<p>*To understand adjectives and their relation with nouns</p> <p>*To understand pronouns and use them correctly</p>	<p>Worksheets</p> <p>Audio visual aids</p> <p>Worksheets</p>	<p>* Learners will be able to identify adjectives .</p> <p>Students will be able to understand and use pronouns.</p>	<p>Adjective Game(Describe me)</p> 
<p>OCTOBER</p>	<p>4. A Tricky Question</p> <p>Articles</p>	<p>*To read and understand a funny story</p> <p>* Understand the usage of indefinite articles (a, an) and definite article (the)</p>	<p>Reading from the textbook</p> <p>Audio visual aids</p> <p>Worksheets</p>	<p>* Learners will be able to read and understand the story and know about historical characters.</p> <p>* Students will be able to understand and use articles with ease.</p>	<p>Videos of more Akbar and Birbal stories</p> 
<p>NOVEMBER</p>	<p>Gender</p> <p>Singular Plural</p>	<p>*To understand (masculine, feminine, common and neuter gender)</p> <p>*Understand singular and plural nouns</p>	<p>Worksheet</p> <p>Audio visual aids</p> <p>Audio visual aids</p> <p>Worksheets</p>	<p>*Learners will be able to understand gender and change it in a sentence.</p> <p>*Learners will be able to understand the different rules of singular and plural nouns.</p>	 <p>Singular Plural story.</p> <p>Singular Plural song.</p>

MONTH	CONTENT	OBJECTIVES	METHODOLOGY	EXPECTED LEARNING OUTCOMES	ACTIVITIES
DECEMBER	*Born Free *Verbs	*To read the story and help children understand the importance of freedom. To understand verbs and its usage.	Echo reading Echo reading	* Learners will be able to understand about animals. * Learners will be able to understand various helping and main verbs.	Video on Delhi Zoo 
JANUARY	Arun saves the day	*To understand a short story about a boy.	Echo reading	*Learners will be able to comprehend the story well	Write about your favourite sport 
FEBRUARY	*The Swing (Poem) * Kabaddi	*To read and recite a poem.	Echo Reading	* Learners will be able to recite a poem with clarity.	Recite the poem with action.
March	Revision				

Subject Teacher

बी. जी. एस. इंटरनेशनल पब्लिक स्कूल, द्वारका


पाठ्यक्रम - कक्षा II



भाषा - II हिंदी


सत्र - 2024-25

पाठ्यपुस्तक - परिवेश

शिक्षिका - प्रतिभा

महीना	विषय-वस्तु	उद्देश्य	कार्य प्रणाली	सीखने के प्रतिफल	क्रियाकलाप
अप्रैल मई	1.ऋ की मात्रा 2.अं की मात्रा 3.अँ की मात्रा 4. नई सुबह के तारे हम	1.मात्राओं का ज्ञान प्राप्त कर सकेंगे। 2.आवाज़ द्वारा अनुनासिक की पहचान। 3. प्रकृति प्रेम, आत्मविश्वास तथा उत्साह का बोध करवाना।	1.पाठ का स्वर आदर्श पठन 2 कार्य पत्रिका 3 हाव-भाव एवं लय के साथ कविता का सस्वर वाचन करना।	1 शुद्ध उच्चारण, भाव-लय के साथ कविता का वाचन करना 2.मौखिक अभिव्यक्ति का विकास। 3. प्रकृति की प्रेम का विकास करना।	1.चित्रों को पूरा करके रंग भरना, 2. कागज से तितली बनाना। 
जुलाई	5 भालू का इनाम 6 संयुक्त अक्षर वाले शब्द	1. पठन कौशल का विकास 2. कठिन शब्दों के अर्थ जान पाना। 3. संयुक्त अक्षर वाले शब्द प्रयोग सिखाया जाएगा। 4.विलोम शब्द, नाम वाले शब्द एवं संयुक्त वर्ण वाले शब्द सीखना	1. पाठ का सस्वर आदर्श पठन 2. मौखिक और लिखित प्रश्न कराना।	1. एक दूसरे की मदद करना। 2 परिश्रम करने की सीख देना। फूल न तोड़ने की सीख। पेड़- पौधे लगाने के लिए प्रेरित करना।	वर्ग पहेली से जानवरों के नाम ढूँढ कर लिखना।

अगस्त	7 मीठा पहाड़ 8. समान अर्थ वाले शब्द 9. संज्ञा	1 परिश्रम का महत्व बताना 2. आपसी प्रेम का संदेश देना 3 स्वार्थी एवं लालची न होने की सीख देना	1. पाठ का सस्वर पठन तथा मौखिक और लिखित प्रश्न करना 2 संज्ञा शब्दों को गतिविधि द्वारा समझ सकेंगे	1. समान अर्थ वाले शब्द जान पाएँगे 2. नाम वाले शब्दों से परिचय	हिन्दी गिनती पहेली सुलझाना 
सितंबर	10 मुर्गा और सूरज 11. वचन	1. पठन कौशल का विकास 2. वचन के रूपों को जान पाना	1. कविता का सस्वर वाचन करना 2 सर्वनाम व वचन शब्दों को कार्य पत्रिका द्वारा समझाया जाएगा	1. पाठ को समझकर प्रश्नों के उत्तर दे पाएँगे 2. शब्दों के एकवचन व बहुवचन रूप जान पाएँगे	वर्ग पहेली से पक्षियों के नाम ढूँढकर उनकी बोलियों के सामने लिखना चित्र बनाना
अक्टूबर	12. सर्वनाम 13 गोलू का घर	1. सर्वनाम शब्दों की पहचान 2 घर का महत्व बताना पक्षी जगत की जानकारी देना	1. कहानी द्वारा सर्वनाम समझाया जाएगा	1. समान अर्थ वाले शब्द र के रूप 2. विभिन्न जीवों के विषयों में जान सकेंगे	1. घोंगे का चित्र बनाना 2. कौन कहाँ रहता है सही नाम लिखना
नवम्बर	14. लिंग 15. पानी 16. विशेषण	1. शब्दों के लिंग रूपों का ज्ञान 2.कविता का सस्वर वाचन 3. पेड़विहीन धरती के भयानक रूप से परिचय	1.अभ्यास पत्र तथा गतिविधि द्वारा शब्दों के लिंग रूपों की जानकारी दी जाएगी 2 पानी के विभिन्न रूपों की पहचान कर पाएँगे 3. पर्यावरण संरक्षण में पेड़ों की भूमिका को समझाना	1. शब्दों के लिंग रूपों की पहचान कर पाएँगे 2.शुद्ध उच्चारण के साथ पाठ का सस्वर पठन 3. शब्द- कोष में वृद्धि 4. विशेषण शब्दों को पहचान पाएँगे	पानी के विभिन्न स्रोतों का चित्र बनाना 

दिसम्बर	17 नन्हा बीज 18. विलोम शब्द	1. बीज से पौधा बनने की प्रक्रिया का ज्ञान 2. वैज्ञानिक दृष्टिकोण का विकास करना 3. विलोम शब्दों से पहचान करवाना	1. पाठ का आदर्श पठन 2. अभिनय द्वारा शब्दों के अर्थ समझाना	1. शुद्ध उच्चारण के साथ पाठ का सस्वर पठन कर सकेंगे 2 विलोम शब्दों की पहचान कर पाएंगे 3. पौधे लगाने के महत्व को समझ सकेंगे	बीज का चित्र बनाना 
जनवरी	19 रूपा बदल गई 20 गिनती	1. शुद्ध उच्चारण के साथ पठन कौशल का विकास 2. अंकों तथा शब्दों में गिनती लिखना	1. पाठ का आदर्श पठन 2. अभ्यासपत्र द्वारा गिनती सीखना	1. पाठ को समझकर प्रश्नों के उत्तर दे पाएँगे 2. काम वाले शब्दों से पहचान 3. हिन्दी में अंकों तथा शब्दों में गिनती लिख पाएंगे	कोड समझ कर शब्द लिखना
फरवरी मार्च	21. मिलकर खेलो	1. खेल भावना का विकास करना 2. स्वस्थ जीवन शैली का विकास करना 3. मिल जुल कर रहना	1. पाठ का आदर्श पठन 2. शब्दों की सहायता से वाक्य रचना	1 खेलो के महत्व को समझना 2. जोड़े वाले शब्द 3. विराम चिह्न की पहचान करना	अपने पसंदीदा खेलो का चित्र बनाना

**BGS INTERNATIONAL PUBLIC SCHOOL
SECTOR 5 , DWARKA, NEW DELHI
CURRICULAM**






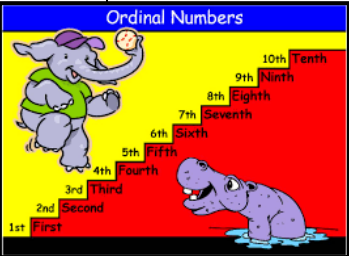

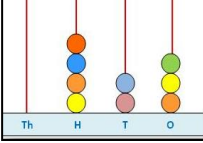
SUBJECT : MATHS

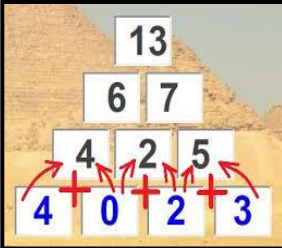
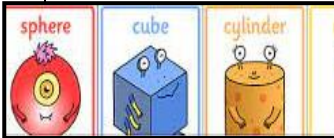
TEXT BOOK : DESTINATION MATHS


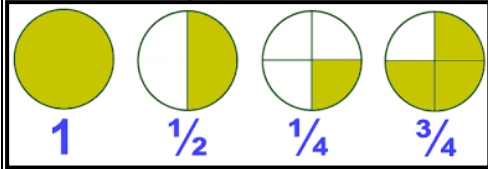
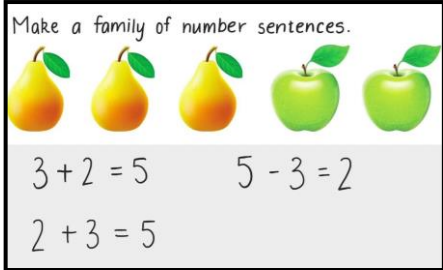
TEACHER'S NAME : MS. ARCHI IYER



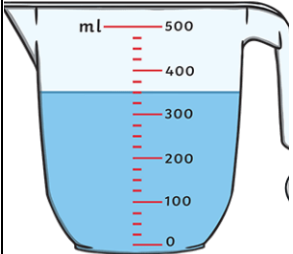
CLASS : II

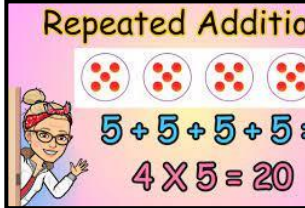

SESSION : 2024-25


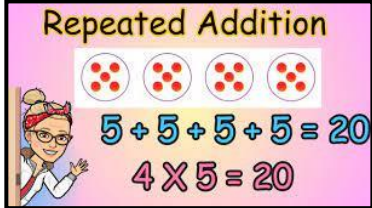
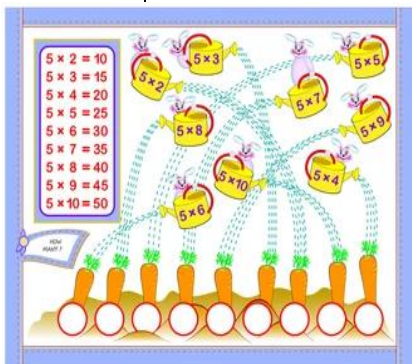
MONTH	CONTENT	OBJECTIVES	METHODOLOGY	EXPECTED LEARNING OUTCOMES	ACTIVITIES
APRIL	<ul style="list-style-type: none"> Number Concepts  <p>Table of 2</p>	<ul style="list-style-type: none"> To help them to build, understand and read numbers and number names up to 1000. To encourage students to memorise the tables. 	<ul style="list-style-type: none"> Demonstration and Discussion Worksheets Oral Drilling of tables. 	<ul style="list-style-type: none"> They will be able to understand the concept of writing the 2- & 3-digit numbers. Students will be able to memorise the table of 2 . 	   
MAY	<ul style="list-style-type: none"> Number Concepts <p>Table of 3</p> 	<ul style="list-style-type: none"> To help them to understand the concept of: <ul style="list-style-type: none"> i)Place Value & Face value. ii)Expanded form of numbers (HTO). iii)Comparing Numbers. iv) Ordinal Numbers and Odd/Even numbers. To encourage students to memorise the tables. 	<ul style="list-style-type: none"> Demonstration and Discussion Use of ABACUS Worksheets Role model Oral Drilling of tables. 	<ul style="list-style-type: none"> They will be able to differentiate between: <ul style="list-style-type: none"> i) Place value & Face value ii)Odd & Even Number Students will be able to memorise the table of 2 and 3. 	<p>To demonstrate the different place value by using pencils/ plastic spoons.</p>  <p>Name Game - Ordinal numbers .</p>

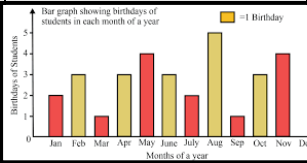
<p>JULY</p>	<ul style="list-style-type: none"> • Addition (2 digit and 3-digit number) • Table of 4 	<ul style="list-style-type: none"> • To help them to understand the properties of addition. • To help them to understand the concept of addition (2- and 3-digit numbers) with or without regrouping. • To encourage students to memorise the table. 	<ul style="list-style-type: none"> • Demonstration and Discussion • Inductive Method • Story Telling. • Worksheets • Oral Drilling of tables . 	<ul style="list-style-type: none"> • They will be able to apply the learnt concept in real life by calculating 2 or 3 digit numbers. • They will be able to add 2 digit numbers mentally. • Students will be able to memorise the table. 	<p>To make Addition Pyramid.</p> 
<p>AUGUST</p>	<ul style="list-style-type: none"> • Shapes and Pattern 	<ul style="list-style-type: none"> • To help them to recognise, identify the shapes. • To help them to learn different types of shapes: <ul style="list-style-type: none"> i) Plane ii) Solid • To recognise and extend different types of lines and patterns. • To encourage students to memorise the table. 	<ul style="list-style-type: none"> • Demonstration and discussion • Usage of 2-D and 3-D objects as aids. • Worksheets • Oral Drilling of tables 	<ul style="list-style-type: none"> • Students will be able to identify and understand the difference between plane and solid shapes. • They will be able to recognise different types of lines and patterns. • Students will be able to memorise the table. 	<p>To learn about different shapes by singing song.</p> 





<p>AUGUST</p>	<ul style="list-style-type: none"> Fractions Table of 6 	<ul style="list-style-type: none"> To help to understand fraction as a whole. To encourage students to get familiar with numerator and denominator. To encourage students to memorise the table. 	<ul style="list-style-type: none"> Activity based learning. Using apple as aids. Oral Drilling of tables. 	<ul style="list-style-type: none"> They will be able to identify: <ol style="list-style-type: none"> Fraction by picture. Numerator & denominator. Students will be able to memorise the table. 	<p>To make fraction house by paper folding.</p> 
					
<p>SEPTEMBER</p>	<ul style="list-style-type: none"> Subtraction (2 digit and 3-digit numbers) 	<ul style="list-style-type: none"> To help them to understand the properties of subtraction. To understand the concept of subtraction (2- and 3-digit numbers) with or without borrowing. <p>To recognise word problems leading to addition/subtraction using steps of problem solving.</p>	<ul style="list-style-type: none"> Demonstration and Discussion Inductive Method Story Telling method Worksheet 	<ul style="list-style-type: none"> They will be able to apply the learnt concept in real life by calculating numbers mentally. 	<p>To make addition and subtraction sentence of a family by using any 3 numbers .</p> 
<p>OCTOBER</p>	<ul style="list-style-type: none"> Time 	<ul style="list-style-type: none"> To read the time to the exact half hour. To understand and read 	<ul style="list-style-type: none"> Demonstration and Discussion Usage of clock and calendar as aids. 	<ul style="list-style-type: none"> Students will be able to read time to the exact half hour. 	<p>Show time on a model of a clock by moving the hands .</p>


	<p>Table of 7</p>	<p>the calendar (days of the week and months of the year).</p> <ul style="list-style-type: none"> To encourage students to memorise the table. 	<ul style="list-style-type: none"> Story telling method Worksheets Oral Drilling of tables 	<ul style="list-style-type: none"> They will be able to understand and read the calendar. Students will be able to memorise the table. 	
<p>NOVEMBER</p>	<ul style="list-style-type: none"> Measurement  <ul style="list-style-type: none"> Table of 8 	<ul style="list-style-type: none"> To help them to memorise: <ul style="list-style-type: none"> i)table of metric measures. ii)standard units of measurement. To help them to estimate and choose the right unit for measuring various objects. To encourage students to memorise the table. 	<ul style="list-style-type: none"> Demonstration and Discussion. Usage of real objects as aids. Demonstration and comparison of objects on the basis of their length/ weight / volume. Worksheets. Oral Drilling of tables . 	<ul style="list-style-type: none"> Students will be able to memorise the table Students will be able to differentiate the nonstandard and standard units of measurement. They will be able to appreciate and value the use of the metric system. Students will be able to memorise the table. 	<p>To measure height and weight of children and demonstrate the meaning of capacity by using different container.</p> 

<p>DECEMBER</p>	<ul style="list-style-type: none"> • Introduction to Multiplication • More Multiplication • Table of 9 	<ul style="list-style-type: none"> • To make students aware that multiplication is repeated addition. • To build multiplication tables. • To learn properties of multiplication and multiply different digit numbers together. • They will be able to multiply different digit numbers together with or without regrouping. • To encourage students to memorise the table. 	<ul style="list-style-type: none"> • Demonstration and Discussion. • Practice drill and activity-based learning. • Worksheets • Oral Drilling of tables 	<ul style="list-style-type: none"> • They will be able to relate and use multiplication as repeated addition. • To learn different ways of extending the knowledge of tables through problem solving method. • Students will be able to memorise the table. 	<p>To make Multiplication Flower.</p> 
<p>December</p>	<ul style="list-style-type: none"> • Money • Table of 10 	<ul style="list-style-type: none"> • To recognise of different denominations of notes and coins. • To add and subtract money. • To learn to gather information by making a list and study its usefulness. • To encourage students to memorise the table. 	<ul style="list-style-type: none"> • Activity based learning. • Usage of money in real life situation. • Storytelling. • Worksheets. • Oral Drilling of tables 	<ul style="list-style-type: none"> • Students will be able to recognise different denominations of notes and coins. • They will be able to add and subtract money. • Students will be able to memorise the table. 	<p>Know your currency</p> 



<p>January</p> <table border="1" data-bbox="129 181 577 459"> <thead> <tr> <th>DAYS</th> <th>ABSENTEES</th> </tr> </thead> <tbody> <tr> <td>MONDAY</td> <td>● ● ● ● ●</td> </tr> <tr> <td>TUESDAY</td> <td>● ● ●</td> </tr> <tr> <td>WEDNESDAY</td> <td>● ● ● ● ● ● ● ●</td> </tr> <tr> <td>THURSDAY</td> <td>● ●</td> </tr> <tr> <td>FRIDAY</td> <td>●</td> </tr> <tr> <td>SATURDAY</td> <td>● ● ● ● ● ● ● ●</td> </tr> </tbody> </table>	DAYS	ABSENTEES	MONDAY	● ● ● ● ●	TUESDAY	● ● ●	WEDNESDAY	● ● ● ● ● ● ● ●	THURSDAY	● ●	FRIDAY	●	SATURDAY	● ● ● ● ● ● ● ●	<ul style="list-style-type: none"> • Data Handling 	<ul style="list-style-type: none"> • To define and sort data into different categories. 	<ul style="list-style-type: none"> • Role Model 	<ul style="list-style-type: none"> • They will learn to gather information by making a list and study its usefulness. • They will be able to sort data into categories and interpret it. • They will be able to recite multiplication tables from 2 till 10. 	<p>Class survey on birthdays.</p> 
DAYS	ABSENTEES																		
MONDAY	● ● ● ● ●																		
TUESDAY	● ● ●																		
WEDNESDAY	● ● ● ● ● ● ● ●																		
THURSDAY	● ●																		
FRIDAY	●																		
SATURDAY	● ● ● ● ● ● ● ●																		
<p>February and March</p>	<ul style="list-style-type: none"> • Revision 	<ul style="list-style-type: none"> • To help children to memorise the topics well. 	<ul style="list-style-type: none"> • Oral revision • Worksheets • Oral Drilling of tables 	<ul style="list-style-type: none"> • They will be able to solve the sums on their own. • It will help the children to build confidence. 	<p>Maths relay On dodging tables.</p>														

<p>JULY</p>	<p>3. PLANTS AROUND US</p> <p>4. THE WORLD OF ANIMALS</p>	<p>To identify & differentiate between different types of plants and to understand the functions of different plant parts.</p> <p>To explore more about the animal world and learn to classify them into different groups.</p>	<p>Demonstration Explanation method Module</p> <p>Demonstration Activity method Module</p>	<p>The students will be able to understand the importance of plants in our environment.</p> <p>Types of Plants</p>  <p>The students will be able to classify different animals under various groups.</p> <p>Appreciate the importance of behaving kindly towards animals.</p>	<p>Students will learn different stages of germination by sowing seeds in a pot.</p>  <p>Enjoy and learn the song explaining their young ones and their home</p> 
<p>AUGUST</p>	<p>5. MY BODY</p>	<p>To acquire the knowledge of different body organs and their functions.</p> <p>The importance of hygiene and cleanliness.</p>	<p>Demonstration method Explanation method Module</p>	<p>The students will be able to identify different body organs and understand the importance of hygiene & cleanliness.</p>	<p>Paste the pictures of internal and external organs, explaining their functions.</p> 
<p>MONTH</p>	<p>CONTENT</p>	<p>OBJECTIVES</p>	<p>METHODOLOGY</p>	<p>EXPECTED LEARNING OUTCOMES</p>	<p>ACTIVITIES</p>
<p>SEPTEMBER</p>	<p>6. HEALTHY EATING.</p>	<p>To know about the different types of food and its sources.</p> <p>To understand the meaning and importance of a balanced diet.</p>	<p>Explanation method Inquiry method Demonstration Module</p>	<p>The students will understand the importance of healthy eating habits and a balanced diet.</p>	<p>Prepare a chart showing a list of favourite healthy foods.</p> <p>Speak five lines on the benefits of healthy food.</p>

<p>OCTOBER</p>	<p>7.SHELTER</p> <p>8. SAFETY FIRST</p> 	<p>To understand the importance of shelter.</p> <p>To know different types of housing.</p> <p>To make students aware that safety is the first priority</p>	<p>Demonstration method</p> <p>Discussion method</p> <p>Role play method</p> <p>Demonstration method</p>	<p>The students will be able to identify the features of good home.</p> <p>The students will be able to realize the value of following rules that will keep them safe.</p>	<p>Draw and colour the different types of houses.</p> <p>Make a list of safety rules.</p> <p>Prepare a first aid box.</p> 
<p>NOVEMBER</p>	<p>9. CLOTHES WE WEAR</p> <p>10. FESTIVALS AND CELEBRATIONS</p>	<p>To make students aware of the different types of fabrics and their sources.</p> <p>To know about the different festivals of India and why we celebrate them.</p>	<p>Explanation method</p> <p>Demonstration</p> <p>Module</p> <p>Hands-on method</p> <p>Explanation method</p> <p>Module</p>	<p>The students should be able to identify and understand the different clothes we wear in different seasons.</p> <p>The students will learn about different festivals and stories related to them.</p>	<p>Collect and paste the pieces of different types of fabrics and clothes.</p> <p>Prepare a poster on Diwali Decoration</p>
<p>DECEMBER</p>	<p>11. COMMUNICATION</p>	<p>To explain the importance of communication and different types of communication.</p>	<p>Demonstration method</p> <p>Module</p>	<p>The students should be able to understand the meaning and importance of communication.</p>	<p>To draw different types of modes of communication.</p>
<p>JANUARY</p>	<p>12. EARTH</p> 	<p>To learn more about our Earth.</p> <p>To know about the different types of landforms.</p>	<p>Demonstration method</p> <p>Module</p>	<p>The students will be able to identify the landforms.</p>	<p>Role play by the students to understand Earth.</p>
<p>FEBRUARY & MARCH</p>	<p>13. WEATHER AND SEASONS</p>	<p>To know about the different seasons in a year and their characteristics.</p>	<p>Explanation method</p> <p>Brainstorming</p>	<p>The students will learn about the importance of different seasons.</p>	<p>To prepare a season craft.</p> 

BGS INTERNATIONAL PUBLIC SCHOOL



SECTOR 5, DWARKA ,NEW DELHI




CURRICULUM CLASS II





SUBJECT : LINGUISTICS



SESSION: 2024-25

TEACHER'S NAME: Ms. Abha Mahajan

MONTH	CONTENT	OBJECTIVES	METHODOLOGY	EXPECTED LEARNING OUTCOMES	ACTIVITIES
APRIL	Basic Permissions/Golden words Word Test All about Me Reading Skills	To improve communication skills. To assess the reading level To enhance speaking skills To read and understand simple CVC text.	Audio Visual aids Worksheet Activity based learning Grade level text	Students will be able to converse in English. Students will be able to read grade level words. Students will be able to talk about themselves effectively. Students will be able to read grade level text .	Ice Breaker (Speaking Skills) 
MAY	Alphabetical order Magic E	To understand the alphabetical order. To enable the students to understand the change of vowel sound by the letter 'e'	Audio Visual aids Worksheets Explanation method Activity based learning	Students will learn how to use a dictionary. Students will be able to make and read new words by adding the letter 'e' in the end.	

<p>JULY</p>	<p>Homophones</p> <p>Compound words</p>	<p>To enhance the vocabulary of students.</p> <p>To help students learn and form different compound words</p>	<p>Audio Visual aids</p> <p>Explanation Method</p> <p>Worksheets</p>	<p>Students will be able to understand words with same sound but different spellings.</p> <p>Students will be able to make different compound words from two words.</p>	<p>Picture Chart</p>  <p>Character Depiction (Favourite Fairy Tale)</p>
<p>AUGUST</p>	<p>Picture Composition</p> <p>My Nation ,My Pride</p>	<p>To enhance creative writing and comprehension skills</p> <p>To enhance speaking skills</p>	<p>Worksheet</p> <p>Explanation Method</p>	<p>Students will be able to frame simple sentences based on text/pictures.</p> <p>Students will be able to express their love for their motherland.</p>	<p>Indian Stalwarts (Role play)</p> 
<p>SEPTEMBER</p>	<p>Reading Assessment</p> <p>Listen and Colour (Listening Skills assessment)</p>	<p>To assess the reading level of students</p> <p>To enhance listening and comprehension skills .</p>	<p>Grade Level text</p> <p>Activity based learning</p>	<p>Students should be able to read grade level text and comprehend it.</p> <p>Students will learn to listen, think, understand and complete the appropriate task.</p>	

<p>OCTOBER</p>	<p>Nouns</p> <p>Synonyms , Antonyms and Homonyms</p>	<p>To understand Collective nouns and their usage</p> <p>To enhance the vocabulary and learn multiple meanings of the same word</p>	<p>Worksheets</p> <p>Audio Visual aids</p> <p>Explanation method</p>	<p>Students will be able to identify collective nouns and use them effectively.</p> <p>Students will learn new words and understand their meaning in the text and use them correctly in a sentence.</p>	<p>Synonym Game</p> 
<p>NOVEMBER</p>	<p>Sentence Framing/Silly sentences</p> <p>Weave a story</p> <p>Picture Composition</p>	<p>To enhance speaking and creative writing skills.</p> <p>To enhance creative writing skills</p>	<p>Story Telling</p> <p>Worksheets</p>	<p>Students will be able to weave short sentences or complete a story based on given pictures.</p> <p>Students will be able to write simple sentences based on a picture.</p>	<p>My Loving Pal (Speaking Skills)</p> 
<p>DECEMBER</p>	<p>Listen and Understand</p> <p>Describing words</p> 	<p>To enhance listening and comprehension skills through Story telling.</p> <p>To modify nouns and provide more details about them.</p>	<p>Worksheets</p> <p>Explanation method</p> <p>Audio Visual aids</p>	<p>Students will learn to listen, understand and complete the appropriate task.</p> <p>Students will be able to describe nouns and make the conversation interesting.</p>	<p>Vocabulary enhancement. (Anagrams, palindromes)</p> 

<p>JANUARY</p>	<p>Know and Tell</p>	<p>To help the students to listen, speak, organise thoughts and communicate effectively.</p>	<p>Observing and speaking aloud in the class.</p>	<p>Students will be able to speak on a given object shown by the teacher.</p>	<p>Impromptu Speaking</p> 
<p>FEBRUARY</p>	<p>Reading Assessment</p> <p>Listening Skills Assessment</p>	<p>To assess the reading level of students</p> <p>To enhance listening and thinking skills</p>	<p>Grade level text</p> <p>Audio Visual aids</p>	<p>Students will be able to read and comprehend the text fluently and accurately.</p> <p>Students will be able to answer the questions after listening to the audio of the story.</p>	<p>Spellathon</p> 
<p>MARCH</p>	<p>Recapitulation of concepts done.</p>				




SUBJECT: ART




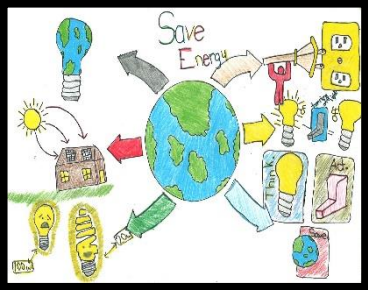
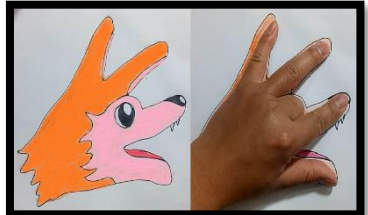
CLASS: II




BOOK: PRAGYA PAC BOOK PART-II & BGS ART FILE





TEACHER'S NAME: Ms. Purna Gupta





SESSION: 2024-2025






MONTH	CONTENT	OBJECTIVES	METHODOLOGY	EXPECTED LEARNING OUTCOMES	ACTIVITIES
APRIL	<ol style="list-style-type: none"> 1. Colour concept 2. Cruise ship 3. Breakfast time 4. Hanuman Jayanti(colouring) 5. Bihu (colouring) 6. Good Friday (craft activity) 7. Fish Aquarium(step by step drawing in Art file) 8. Fluttering Bird(craft activity) 	To help students to know about primary, secondary, natural and tertiary colours.	Learning by doing, Explanation method.	Students will be able to identify the different types of colours.	<ol style="list-style-type: none"> 1. Colouring 2. Drawing 3. Craft activity 
MAY	<ol style="list-style-type: none"> 1. Hare and Tortoise 2. Space Craft 3. Flamingo 	To help students develop fine motor and observation skills.	Guided exploration method. 	Students will be able to draw and colour as per the indications given.	<ol style="list-style-type: none"> 1. Colouring 2. Sticker pasting 3. Tracing activity
JULY	<ol style="list-style-type: none"> 1. Guru Purnima (Photo frame activity) 2. He & She 3. Doll 4. Nature Beauty 5. Tortoise 6. Patterned Landscape(step by step drawing in Art file) 	To develop fine motor skills and create awareness about environment.	Demonstration methods, Learning by doing method.	Students will understand environment in a better way. 	<ol style="list-style-type: none"> 1. Drawing 2. Colouring 3. Photo frame activity 4. Pattern drawing

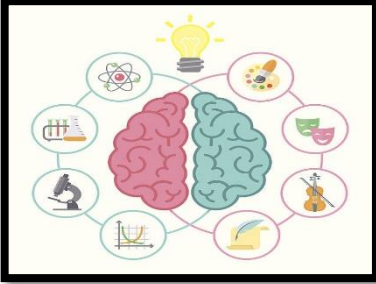
<p>AUGUST</p>	<ol style="list-style-type: none"> 1. 3D Shapes 2. 3D Cubes 3. Scary Monsters 4. Decorative Letters 5. Dolphin 6. Lion 7. Warli Art(step by step drawing in Art file) 	<p>To help students enhance their hand eye coordination.</p>	<p>Guided exploration method.</p>	<p>Students will have better hand-eye coordination.</p> 	<ol style="list-style-type: none"> 1. Tracing and Colouring 2. Drawing 3. Colouring 4. Pattern drawing
<p>SEPTEMBER</p>	<ol style="list-style-type: none"> 1. Onam 2. Jurassic Park 3. Birthday Greeting 4. Paper Doll and Owl 	<p>To help students develop fine motor skills and observation skills.</p>	<p>Learning by doing method</p> 	<p>Students will enhance their creativity and colouring skills.</p> 	<ol style="list-style-type: none"> 1. Cotton bud printing 2. Colouring activity 3. Origami paper folding 4. Sticker pasting
<p>OCTOBER</p>	<ol style="list-style-type: none"> 1. Hippo 2. Elephant 3. Horse grazing(activity) 4. Rangoli 5. National Sports Day(colouring) 6. Govardhan puja (pasting activity) 7. Bhai Dooj (colouring) 8. Save Energy(step by step drawing Art file) 	<p>To connect students with their own culture.</p>	<p>Learning by doing method, Demonstration method</p>	<p>Students will be able to understand Indian culture in a better way.</p> 	<ol style="list-style-type: none"> 1. Sponge impression activity 2. Jute impression activity 3. Colour & decorate 4. Pasting activity 5. Drawing & colouring
<p>NOVEMBER</p>	<ol style="list-style-type: none"> 1. Sunflower 2. Bird 3. Tiger Mask 4. Hot Air Balloon 5. UFO 6. Hand Art(step by step drawing Art file) 	<p>To help students enhance their creative expression abilities.</p>	<p>Guided exploration method</p>	<p>Students will be able to show their creativity.</p> 	<ol style="list-style-type: none"> 1. Sandpaper activity 2. Tooth brush splatter activity 3. Drawing & colouring 4. Foil and jute string pasting activity 5. Wood powder pasting

<p>DECEMBER</p>	<ol style="list-style-type: none"> 1. Crossing the road 2. Snake 3. Chirping Birds 4. Garden 5. 3R's Poster(step by step drawing Art file) 	<p>To develop fine motor skills and hand-eye coordination.</p>	<p>Learning by doing method.</p>	<p>Students will be able to develop their hand-eye coordination.</p> 	<ol style="list-style-type: none"> 1. Air blow painting activity 2. Thumb impression activity 3. Pencil waste pasting 4. Tracing & colouring 5. drawing & colouring
<p>JANUARY</p>	<ol style="list-style-type: none"> 1. Tiger 2. Butterfly 3. Lotus temple 4. Windmill 5. Ladybird 6. India Gate(step by step drawing in Art file) 	<p>To help students enhance their crafting skills.</p>	<p>Guided Exploration method.</p>	<p>Students will be able to learn new types of craft activities.</p> 	<ol style="list-style-type: none"> 1. Paper folding activity 2. Sandpaper activity 3. Drawing 4. Newspaper Art 5. Clay modelling
<p>FEBRUARY & MARCH</p>	<ol style="list-style-type: none"> 1. Finger print designs(step by step in Art file) 	<p>To help students enhance their fine motor skills.</p>	<p>Learning by doing method.</p>	<p>Students will use their imagination and creativity.</p>	<ol style="list-style-type: none"> 1. Finger impression activity 

MONTH	CONTENT	OBJECTIVES	METHODOLOGY	EXPECTED LEARNING OUTCOMES	ACTIVITIES
APRIL	<p>UNIT : 1 PLANTS AND ANIMALS</p> <ol style="list-style-type: none"> 1. Edible Plant parts 2. Shady trees 3. Nurturing green 4. Friendly friends 5. Feathery friends 6. Strange Animal traits <p>❖ Quiz Time ❖ Activity(Animal Kingdom)</p>	<p>-To identify the different parts of a plant.</p> <p>-To identify animals and their habitats.</p>	PPT, Video, Interactive method	<p>- Students will be able to identify the function of the different parts of plant.</p> <p>-Students will know about different animals and their amazing traits.</p>	<p>Worksheets</p>  
MAY	<p>UNIT : 2 INCREDIBLE INDIA</p> <ol style="list-style-type: none"> 1. Famous Personalities 2. Rivers of India 3. Cities of India 4. Food,Food 	<p>-To know about famous personalities.</p> <p>- To know about Our Country and it's heritage.</p>	PPT/ Video	<p>- Students will be able to identify important personalities.</p> <p>- Students will be able to know about our nation.</p>	<p>Worksheets</p> 
JULY	<p>UNIT : 2 INCREDIBLE INDIA</p> <ol style="list-style-type: none"> 5. Famous Hill stations of India 6. Special Days 7. Capital cities 	<p>-To know about our national symbols, festivals, etc. & learn about its rich cultural heritage.</p>	PPT, Discussion method	<p>- Students will be able to know about our nation.</p>	<p>Brainstorming Worksheets</p> 

	<p>UNIT : 3 OUR WORLD</p> <ol style="list-style-type: none"> Flags and Countries Money Matters Famous Museums of the world Greetings to all Greenland-The world's largest Island. <p>❖ Quiz Time</p>	<p>-To know about other people , the place where they live and about all aspects of the environment.</p>	<p>Video, Discussion method, Quiz</p>	<p>-Students will be able to develop a holistic understanding of the interconnectedness of all the living things.</p>	<p>Worksheets & Quiz</p> 
<p>AUGUST</p>	<p>UNIT : 4 SCIENCE & TECHNOLOGY</p> <ol style="list-style-type: none"> Human Body Inventors of all time Bones and Muscles Computer peripherals <p>UNIT : 5 LANGUAGE & LITERATURE</p> <ol style="list-style-type: none"> We are in Action Joining words Rhyme time 	<p>-To develop foundational knowledge, understanding, skills and attitudes toward science through firsthand experience.</p> <p>-To enable learners to communicate effectively in the target language.</p>	<p>PPT, Video</p> <p>PPT , Quiz</p>	<p>-Students will be able to observe, communicate, compare, measure and organize.</p> <p>-Students will show what they are learning.They are focused on the four domains of speaking, listening, reading and writing.</p>	<p>Quiz & Worksheets</p>  
<p>SEPTEMBER</p>	<p>UNIT : 5 LANGUAGE & LITERATURE</p> <ol style="list-style-type: none"> Common and Proper noun Musical instruments <p>❖ Activity</p>	<p>-To enable learners to communicate effectively in the target language.</p>	<p>PPT/ Video</p>	<p>-Students will show what they are learning. They are focused on the four domains of speaking, listening, reading and writing.</p>	

<p>OCTOBER</p>	<p>UNIT : 6 SPORTS & ENTERTAINMENT</p> <ol style="list-style-type: none"> 1. Material Arts 2. Sports world 3. Super heroes 4. The world of fairy tales 5. Movies for kids 6. Classical dances of India <p>❖ Quiz Time</p>	<p>-To know about different types of sports .</p> <p>-To know about different types of dance forms.</p>	<p>PPT/ Video</p>	<p>-Students will be able to learn about different sports and Dance forms</p>	<p>Brainstorming</p>  
<p>NOVEMBER</p>	<p>UNIT : 7 NATURE, COSMOS AND ENVIRONMENT</p> <ol style="list-style-type: none"> 1. Pollution 2. Neighbourhood services 3. Heavenly creations 4. Know these places 	<p>-To impart knowledge about the principles required for the conservation and utilization of natural resources for the existence of mankind.</p>	<p>PPT / video</p>	<p>Students will be able to explore environmental issues, engage in problem solving and take action to improve the environment.</p>	<p>Quiz</p>  
<p>DECEMBER</p>	<p>UNIT : 8 VALUE EDUCATION AND LIFE SKILLS</p> <ol style="list-style-type: none"> 1. Be Good to others 2. Polite expressions 3. Days and months 4. Travelling abroad <p>❖ Activity(Traffic symbols)</p>	<p>-To develop positive values and character traits in individuals, which can help them lead happy, fulfilling lives and contribute positively to society.</p>	<p>PPT/Video</p>	<p>-Students able to create awareness, conviction & commitment to values for improving the quality of life through education and for advancing social and human well being.</p>	<p>Brainstorming</p> 

<p>JANUARY</p>	<p>UNIT : 9 LOGICAL THINKING AND NUMBER SKILLS</p> <ol style="list-style-type: none"> 1. Odd one out 2. Number series 3. Shape pattern 4. Strain your brain. <p>Revision of previous topics.</p>	<p>-To develop their Ability to analyze & synthesize Information , make Informed decisions And evaluate Information Effectively.</p>	<p>Video/ PPT</p>	<p>-Students will be able to think in an analytic and rational way</p>	<p>Quiz & Worksheets</p> 
<p>FEBRUARY & MARCH</p>	<ol style="list-style-type: none"> 1. Fun Facts (Longest, Tallest, Largest, Biggest, Smallest, etc. in the world) 2. Recapitulation for Final Term. 	<p>To know about some unique fun facts.</p>	<p>Video/PPT</p>	<p>Students will be able to know about some unique fun facts.</p>	<p>Each student will be shown a picture which they have to identify & talk about.</p>
<p><u>* Please note that current affairs will be taken up in the class on a regular basis.</u></p>					

DANCE CURRICULUM

CLASS - II (2024- 2025)

S.No	MONTH	TOPIC	Activity
CYCLE - 1	APR-MAY	(JAZZ)	(WARM UP) - JAZZ DANCE STYLE WILL BE INTRODUCED . BASIC HAND MOVEMENTS AND FOOTSTEPS WILL BE TAUGHT IN THE CLASS AND WILL WORK ON MUSICALITY.
CYCLE - 2	JULY-AUG	(STREET JAZZ)	(WARM UP) - WILL WORK ON STANDING POSITION AND ARMS POSITION OF JAZZ DANCE AND DANCE PREPARATION FOR JANMAASHTMI
CYCLE - 3	SEPT-OCT	(FOLK)	CLASS DANCE ROUTINE (DIWALI)
CYCLE - 4	NOV-DEC	(HIP-HOP)	(WARM UP) - EXERCISE LIKE:- ROLLING, JUMPING, MOVING SHOULDERS, FOOTWORK, FLOOR STEPS, BEAT KNOWLEDGE
CYCLE - 5	JAN-FEB-MARCH	(FREESTYLE)	(WARM UP) - INTRODUCTION OF BALLROOM DANCE, BASICS OF SALSA DANCE: RIGHT TURN, LEFT TURN + (GRADUATION DAY PREPARATION)

BGS INTERNATIONAL PUBLIC-SCHOOL
SECTOR-5, DWARKA, NEW DELHI

SUBJECT: YOGA

CLASS: II

SESSION:2024-2025

TEACHER'S NAME: UMA TIWARI

MONTH	CONTENT	OBJECTIVES	METHODOLOGY	EXPECTED LEARNING OUTCOMES
April & May	<ul style="list-style-type: none"> ➤ Deep Breathing ➤ Om chanting ➤ Yoga's prayer ➤ Eye's Exercise ➤ Neck movement 	<p>To help student to know about their ancient culture.</p> <p>Help to increase their concentration power.</p>	Demonstration Method	Yoga is a completely personality development for students. It helps student to aware about their health.
JULY	Practice of previous class+ upper & Lower body Stretching TriyakTadasana (Swaying palm tree pose), KatiChakrasana, Tadasana (palm tree poses)	<p>These Asanas develops physical and mental balance. Tones the waist, back.</p> <p>These are useful for correcting back stiffness and postural problems.</p>	Demonstration Method	Students increased their Stamina with Standing postures.
AUGUST	Practice of previous class+Vrikshasana (Tree pose)	Help to balance them	Demonstration Method	Students increased their balancing power with Vrikshasana.
SEPTEMBER	Practice of previous class+ Hasta Utthanasana (raised arms pose)	Help to increased their muscles power	Demonstration Method	Students increased their balancing power with Hasta Uttanasana.
OCTOBER	Practice of previous class+ Padhastasana (Hand to foot pose)	Padhastasana improves blood circulation, makes the spine supple and tones the spinal nerves.	Demonstration Method	Help to increase their flexibility.
NOVEMBER	Practice of previous class+ Parvatasana (Mountain pose)	Help to correcting their back stiffness.	Demonstration Method	Strengthens the nerves and muscles in the arms and legs. The spinal nerves are toned and circulation is stimulated.
DECEMBER	Practice of previous class+Marjari asana (cat stretch pose)	Help to make their back flexible.	Demonstration Method	It's useful for correcting back stiffness and postural problems.
JANUARY	Practice of previous class+ Singhasana (lion pose)	Help to increase the power of their respiratory system.	Demonstration Method	Yoga is a completely personality development for students. It helps student to aware about their health.
FEBRUARY& MARCH	Practice of All Asana's	<p>To help student to know about their ancient culture.</p> <p>Help to increase their concentration power.</p>	Demonstration Method	Yoga is a completely personality development for students. It helps student to aware about their health.