

**BGS INTERNATIONAL PUBLIC SCHOOL  
SECTOR-5, DWARKA, NEW DELHI**

**CURRICULUM**


**SUBJECT : ENGLISH**

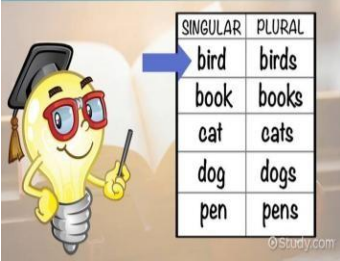
**TEXTBOOK : ENGLISH WEAVES**



**CLASS : I**



**SESSION : 2024-25**

**TEACHER'S NAME: ASHA MEHTA**



MONTH	CONTENT	OBJECTIVES	METHODOLOGY	EXPECTED LEARNING OUTCOMES	ACTIVITIES
APRIL	<b>GRAMMAR</b> *Small Cursive letters a to z *A to Z (Capital Cursive Letters)	To recognize letters and their sounds.	Phonics Teaching method	Students will be able to read each letter with its phonic sound.	Students will sing the phonic song
	*Sight Words	To make students familiar with the sight words.	“See and say method” Oral drilling	Students will be able to identify the sight words.	
	*Vowels and Consonants	To make students understand the difference between vowels and consonants	Vowel song	Students will be able to tell the difference between vowels and consonants	Activity based on vowels.

MONTH	CONTENT	OBJECTIVES	METHODOLOGY	EXPECTED LEARNING OUTCOMES	ACTIVITIES												
MAY	<p><b>CONSONANTS BLENDS:</b>            Th: this, that            Ch : chair, chin            Sh : ship, shin            ll: ball, tall</p> <p>*Rhyming words</p>	<p>To encourage students to read and spell words containing these sounds.</p> <p>To help students learn about the word families.</p>	<p>Assisted Blending</p> <p>Oral drilling</p>	<p>Students will be able to read and spell the words with th, sh, ch and ll sound.</p> <p>Students will be able to provide the rhyming word of the given word.</p>	<p>Train game</p>												
JULY	<p><u>LITERATURE</u>            Poem :            The Autorickshaw</p> <p><u>GRAMMAR</u>            One and Many            (Singular and Plural)</p> <p><u>LITERATURE</u>            Chapter – 1            Aarav Goes to School</p>	<p>To encourage students to recite the poem with proper intonation.</p> <p>To make students get acquainted with the concept of number (one and many)</p> <p>To help students comprehend questions related to story.</p>	<p>Recitation with Actions</p> <p>Demonstration method, Worksheets PPTs</p> <p>Echo reading strategy</p>	<p>Students will be able to recite the poem with actions.</p> <p>Students will be able to tell the difference between one and many</p> <p>Students will be able to tell the incidence which he/she likes.</p>	<p>Draw a picture of a vehicle</p>  <table border="1" data-bbox="1906 922 2045 1145"> <thead> <tr> <th>SINGULAR</th> <th>PLURAL</th> </tr> </thead> <tbody> <tr> <td>bird</td> <td>birds</td> </tr> <tr> <td>book</td> <td>books</td> </tr> <tr> <td>cat</td> <td>cats</td> </tr> <tr> <td>dog</td> <td>dogs</td> </tr> <tr> <td>pen</td> <td>pens</td> </tr> </tbody> </table> <p>Showing and counting of objects</p>	SINGULAR	PLURAL	bird	birds	book	books	cat	cats	dog	dogs	pen	pens
SINGULAR	PLURAL																
bird	birds																
book	books																
cat	cats																
dog	dogs																
pen	pens																

<p><b>AUGUST</b></p>	<p><b><u>LITERATURE</u></b>  <b>Chapter-2</b>  <b>The Hare and the Tortoise</b></p> <ul style="list-style-type: none"> <li>➤ Reading</li> <li>➤ WordBank</li> <li>➤ Exercise from book</li> </ul> <p><b><u>GRAMMAR</u></b></p> <p>Articles: A &amp; An</p>	<p>To help students comprehend questions related to story.</p> <p>To make students understand the usage of 'a' and 'an' before words starting with consonant sound or vowel sound.</p>	<p>Echo reading strategy</p> <p>Flash cards Worksheets</p>	<p>Students will be able to tell the incidence which he/she likes.</p> <p>Students will be able to learn the correct usage of articles.</p>	
<p><b>SEPTEMBER</b></p>	<p><b><u>LITERATURE</u></b>  <b>POEM: Let's Go to School</b></p> <p><b><u>GRAMMAR</u></b>  <b>Nouns</b>  <b>(Naming Words)</b></p>	<p>To encourage students to recite the poem with proper intonation and identify the rhyming scheme.</p> <p>To help students identify nouns and provide examples of noun.</p>	<p>Recitation with actions.</p> <p>Demonstration Method worksheets , flashcards.</p>	<p>Students will be able to recite the poem with proper intonation and identify the rhyming scheme.</p> <p>Students will be able to identify the nouns and provide the various examples of it.</p>	<p>Draw the clocks showing time</p>  <p>*Identifying and putting the noun under correct heading as people, places, animal or thing.</p>

<p><b>OCTOBER</b></p>	<p><b><u>GRAMMAR :</u></b>  <b>Nouns (Naming Words)</b></p> <p>Gender</p> <p><b><u>LITERATURE</u></b>  <b>Chapter-3</b>  <b>The Magic Scarecrow</b></p> <ul style="list-style-type: none"> <li>➤ Word Bank</li> <li>➤ Exercise from book</li> </ul>	<p>To help students know about 'masculine' and 'feminine' gender</p> <p>To help students identify the main characters of the story.</p>	<p>Explanation method</p> <p>Echo reading strategy</p>	<p>Students will be able to identify the gender as male or female</p> <p>Students will be able to identify the characters of the story.</p>	 <p>Draw and give name to your favourite toy.</p>
<p><b>NOVEMBER</b></p>	<p><b><u>GRAMMAR</u></b></p> <p>Pronouns : He , She, It, You, We, They</p> <p><b><u>LITERATURE</u></b></p> <p>POEM : Tony Tinker</p>	<p>To help students understand pronouns as words replacing nouns.</p> <p>To encourage students to recite the poem with proper intonation.</p>	<p>Explanation Method worksheets</p> <p>Recitation with actions.</p>	<p>Students will understand that pronouns are words that replace nouns in a sentence</p> <p>Students will be able to recite the poem with proper intonation.</p>	 <p>Draw the instrument which you like to play.</p>

<p><b>DECEMBER</b></p>	<p><b><u>GRAMMAR</u></b> Use of is, am and are</p> <p><b><u>LITERATURE</u></b> Chapter: 4 A Trip to Kaziranga</p> <ul style="list-style-type: none"> <li>➤ Reading</li> <li>➤ Word Bank</li> <li>➤ Exercise from book</li> <li>➤ One word answer</li> </ul>	<p>To make students understand the importance of helping verb in framing a sentence.</p> <p>To help students identify the main characters of the story.</p>	<p>Explanation method Worksheets</p> <p>Echo reading strategy</p>	<p>Students we will able to write a sentence using helping verb.</p> <p>Students will be able to identify the characters of the story.</p>	<p><b><u>Origami</u></b> Making a tree using Origami sheet to explain the difference between the usage of is, am and are</p>
<p><b>JANUARY</b></p>	<p><b><u>GRAMMAR</u></b> Prepositions (in, on, under, behind, near , above)</p> <p><b><u>LITERATURE</u></b> Chapter : 5 The Missing Spectacles</p>	<p>To help students to identify and use prepositions to describe objects in relation to one another</p> <p>To help students identify the main characters of the story.</p>	<p>Demonstration with examples</p> <p>Echo reading strategy</p>	<p>Students will be able to tell the use of prepositions.</p> <p>Students will be able to identify the characters of the story.</p>	 <p>Drawing pictures of various objects to show their relationship with each other.(notebook)</p>

<p><b>FEBRUARY</b></p>	<p><b>GRAMMAR</b> Opposites</p> <p><b>LITERATURE</b> Chapter-6 Up in the Sky</p> <p>Poem : What is Pink?</p> <p>Revision for Exams</p>	<p>To help students describe or identify characteristics of different objects to increase their vocabulary and writing skills.</p> <p>To encourage students to recite the poem with proper intonation.</p> <p>To encourage students to recite the poem with proper intonation.</p>	<p>Echo reading strategy</p> <p>Recitation with actions.</p>	<p>Students will be able to identify the characteristics of different objects</p> <p>Students will be able to recite the poem with proper intonation.</p> <p>Students will be able to recite the poem with proper intonation.</p>	<p><b>Listening SkillActivity.</b></p>  <p>Opposite Words</p> <p>Let's make planets to complete the solar system.</p> <p>Draw a tree on a chart paper. Paste the pictures of the animals which you would like on your tree.</p> 
------------------------	--	--	--	---	---

बी. जी. एस. इन्टरनेशनल पब्लिक स्कूल, द्वारका




पाठ्यक्रम- कक्षा 1

भाषा II - हिंदी

सत्र - 2024 -25

पाठ्यपुस्तक- परिवेश

शिक्षिका- हिमानी प्रुथी

महीना	विषय-वस्तु	उद्देश्य	कार्य प्रणाली	सीखने के प्रतिफल	क्रियाकलाप
अप्रैल	पाठ-1.वर्णमाला- स्वर, व्यंजन 2. स्वरों की मात्राएँ  दो वर्ण वाले शब्द तीन वर्ण वाले शब्द चार वर्ण वाले शब्द	पूर्व कक्षा की पुनरावृत्ति करवाते हुए मौखिक व लिखित अभ्यास करवाना। 	चित्र दिखाकर नाम पूछना तथा चित्र से स्वर एवं व्यंजन की पहचान करवाना।	स्वरों व व्यंजनों को क्रम से याद कर सकेगें तथा उनका उच्चारण सीख सकेगें।	वर्णों के योग से शब्द बनाना सीखना।
मई	पाठ - 2 आ की मात्रा	आ की मात्रा वाले शब्दों व ध्वनिका ज्ञान तथा अ, आ के उच्चारण में अन्तर का ज्ञान।	कविता का मौखिक एवं लिखित रूपी ज्ञान, पाठ्यपुस्तक द्वारा अभ्यास	अ, आ की मात्रा वाले शब्दों का मौखिक व लिखित रूप सीख सकेगें। 	छात्रों के साथ 'आ' के तुकांत शब्दों वाला मनोरंजक खेल खेला जाए। 

<p>जुलाई</p>	<p>पुनरावृत्ति—</p> <ul style="list-style-type: none"> <li>● शब्द रचना</li> <li>● आ की मात्रा</li> </ul> <p>पाठ - 3 इ की मात्रा</p>	<p>नई मात्रा साथ शब्द के उच्चारण को समझना और बोलना।</p> 	<p>पाठ्यपुस्तक, कार्य पत्रिका द्वारा समझाना।</p> 	<p>दो मात्राओं के उच्चारण में अंतर को जानना तथा शब्द के बदलते स्वरूप को समझना।</p>	<p>छात्रों को 'इ' से अथवा उसकी मात्रा वाले वर्ण से शुरू होने वाले उनके मित्रों के नाम बताने को कहना।</p>
<p>अगस्त</p>	<p>पाठ - 4 ई की मात्रा</p> <p>पाठ - 5 उ की मात्रा</p>	<p>'ई व उ' की मात्रा की जानकारी एवं उच्चारण पर बल तथा मौखिक व लिखित रूप से अभ्यास कराना।</p>	<p>चित्र बनवाकर मात्रा संबंधी शब्द लिखवाना।</p> 	<p>शब्द भंडार में वृद्धि। इ, ई की मात्रा की जानकारी एवं उच्चारण में आने वाले अन्तर को समझाना।</p>	<p>मात्रा संबंधी शब्द लिखवाकर छात्रों से रंगीन पेंसिल से मात्रा लगवाई जाएगी।</p>
<p>सितम्बर</p>	<p>पाठ-7. 'ऊ' की मात्रा</p> <p>पाठ-8. उ - ऊ 'रू -रू' रंगों के नाम फलों के नाम</p> 	<p>'र' में उ(रु), ऊ(रू) की मात्रा लगाने का उचित एवं पर्याप्त अभ्यास व रंगों के नाम व फलों के नाम की जानकारी</p>	<p>व्यक्ति, वस्तु एवं स्थान का परिचय बताने हेतु प्रेरित करना व रंगों के नामों से संबन्धित कार्यकलाप।</p>	<p>उ, ऊ की मात्रा की जानकारी एवं उच्चारण में अन्तर का ज्ञान।</p> 	<p>विभिन्न प्रकार के चित्रों में रंग भरवाकर उनके नाम लिखवाना।</p>



<p>अक्टूबर</p>	<p>पाठ-10 'ए' की मात्रा एक - अनेक पाठ - 11 ऐ की मात्रा</p> 	<p>नए शब्दों को बनाने के कौशल का विकास।</p> <p>एक - अनेक वचन की जानकारी।</p>	<p>चित्र सहित वचन संबंधी कार्य पत्रिका द्वारा समझाना।</p> 	<p>ए की मात्रा युक्त शब्दों का उच्चारण सीखाना। एक व अनेक वचन का प्रयोग।</p>	<p>मात्रा युक्त वर्णों, शब्दों व उनसे निर्मित वाक्यों का मानक उच्चारण देखना, सुनना व बोलना।</p>															
<p>नवम्बर</p>	<p>पाठ-12 'ओ' की मात्रा पाठ-13 'औ' की मात्रा रंगों के नाम</p>	<p>उच्चारणानुसार ओ एवं औ की मात्रा का प्रयोग करना।</p>	<p>कहानी, मौखिक तथा लिखित अभ्यास एवं ज्ञान पाठ्यपुस्तक के द्वारा।</p> 	<p>ओ, औ की मात्रा युक्त शब्दों का शुद्ध उच्चारण सीखाना।</p> <p>ओ तथा औ की मात्रा</p> <table border="1" data-bbox="1420 635 1767 794"> <tr> <td>नोट</td> <td>खोट</td> <td rowspan="4">और कौर</td> </tr> <tr> <td>चोर</td> <td>मोर</td> </tr> <tr> <td>बोल</td> <td>खोल</td> </tr> <tr> <td>रोक</td> <td>शोक</td> </tr> <tr> <td></td> <td></td> <td>फौज मौज</td> </tr> <tr> <td></td> <td></td> <td>नौका चौका</td> </tr> </table>	नोट	खोट	और कौर	चोर	मोर	बोल	खोल	रोक	शोक			फौज मौज			नौका चौका	<p>शब्दों व उनसे निर्मित वाक्यों का मानक उच्चारण देखना, सुनना व बोलना।</p>
नोट	खोट	और कौर																		
चोर	मोर																			
बोल	खोल																			
रोक	शोक																			
		फौज मौज																		
		नौका चौका																		
<p>दिसम्बर</p>	<p>पाठ-9 'ऋ' की मात्रा 1-10 तक गिनती</p>	<p>उच्चारणानुसार 'ऋ' की मात्रा का प्रयोग करना।</p> 	<p>गिनती के खेल द्वारा गिनती का ज्ञान प्रदान करना।</p>	<p>'ऋ' की मात्रा युक्त शब्दों का शुद्ध उच्चारण सीखाना।</p> <p><b>ऋ की मात्रा वाले शब्द</b></p> <p>ऋषि, तुषा, मृत, घृत, वृष्टि, कृत दृष्टि, कृति, ऋण, वृक्ष, कृपा, तृण मृदा, कृषि, गृह, भृत, वृत्त, मृदु वृथा, नृप, भृगु, मृद्, मृग, घृणा</p>	<p>गिनती को अंकों व शब्दों में लिखवाया जाएगा।</p> 															

<p>जनवरी</p>	<p>पाठ-14.15  'अं' की मात्रा  'अँ' की मात्रा  'अः' की मात्रा  पाठ - 18 रोमा की आदत  ( कहानी )</p>	<p>अं तथा अः की मात्रा की जानकारी देना।</p> 	<p>व्यंजन को मात्रा से जोड़ कर लिखवाना।</p>	<p>छात्र मात्राओं के उच्चारण में अन्तर को समझ सकेंगे।</p> 	<p>अनुस्वार, चंद्रबिंदु और विसर्ग से युक्त शब्दों तथा वाक्यों का मानक उच्चारण सीखना।</p>
<p>फरवरी</p>	<p>पाठ - 19 गुणकारी सब्जियाँ  पाठ - 20 आम ( कविता )  पाठ - 21 वरुण के खिलौने  पाठ - 22 हाथी की बारात</p>	<p>कहानी एवं कविता के माध्यम से छात्रों में नैतिक मूल्यों का विकास कराना।</p> 	<p>कहानी का पठन, पाठ्यपुस्तक द्वारा ज्ञान</p>	<p>नैतिक मूल्यों को समझना तथा संतोष की भावना को जागृत करना।</p> 	<p>मिलजुलकर खेलने की प्रवृत्ति, सहयोग एवं खेल-भावना को विकसित करना।</p>
<p>मार्च</p>	<p>पुनरावृत्ति</p> 	<p>कहानी का मनोरंजक ढंग से पठन व छात्रों के नैतिक मूल्यों का विकास करना।</p>	<p>पूर्व ज्ञान की पुनरावृत्ति।</p>	<p>नैतिक मूल्यों को समझना तथा संतोष की भावना को जागृत करना।</p>	<p>शब्द सीढ़ी बनवाकर छात्रों में खेल भावना को विकसित करना।</p>

**BGS INTERNATIONAL PUBLIC SCHOOL**

**SECTOR 5, DWARKA ,NEW DELHI**

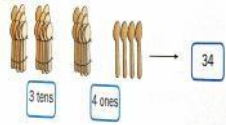
**CURRICULUM (CLASS-I)**




**SUBJECT : NUMBER SKILLS (MATHS)**

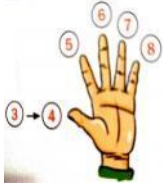

**SESSION: 2024-25**




**TEXT BOOK: DESTINATION MATHS – 1**

**TEACHERS NAME : Ms Shraddha Chak**

MONTH	CONTENT	OBJECTIVES	METHODOLOGY	EXPECTED LEARNING OUTCOMES	ACTIVITIES
APRIL	<p><b>Number Concepts</b></p> <ul style="list-style-type: none"> <li>• Identification, sequencing and comparison of numbers.</li> <li>• Ascending and descending order of numbers.</li> <li>• Number names</li> </ul>	<ul style="list-style-type: none"> <li>• To count order and compare number.</li> <li>• To identify and arrange number in ascending and descending order.</li> </ul>	<p>Usage of Abacus</p> <p>Demonstration and Discussion.</p> <p>Activity Based Learning.</p>	<ul style="list-style-type: none"> <li>• The students will be able to build, understand and read numbers and number names up to 100.</li> <li>• Students will be able to recognise numbers as ones, tens and hundreds , understand their place value</li> </ul>	Name game
MAY	<ul style="list-style-type: none"> <li>• Greater and smaller numbers.</li> <li>• Place value</li> <li>• Table of 2</li> </ul>	<ul style="list-style-type: none"> <li>• To change numbers to number name and vice versa.</li> <li>• To identify greater and smaller numbers.</li> <li>• To learn about place value</li> </ul>	<p>Worksheets</p> <p>Multimedia</p> 	<ul style="list-style-type: none"> <li>• They will be able to determine greater or smaller number and arrange them accordingly .</li> <li>• Students will be able to memorize the table of 2.</li> </ul>	In and out of basket

<p><b>JULY</b></p>	<p><b>Addition</b></p> <ul style="list-style-type: none"> <li>• Add our Points</li> <li>• Give and take</li> <li>• Birds come, Birds Go</li> <li>• Table of 3</li> </ul>	<ul style="list-style-type: none"> <li>• To understand the properties of addition .</li> <li>• To understand the addition of 2 digit numbers</li> </ul>	<p>Usage of concrete objects.</p> <p>Story Telling.</p> <p>Worksheets</p> 	<ul style="list-style-type: none"> <li>• The students will be able to understand concept of addition. .</li> <li>• They will be able to add 2 digit numbers without regrouping.</li> <li>• They will be able to apply the learnt concept to real life through problem solving</li> </ul>	<p><b>Mathematical Birthday card</b></p> 
<p><b>AUGUST</b></p>	<p><b>Shapes and Patterns</b></p> <ul style="list-style-type: none"> <li>• Circle, square, rectangle, triangle</li> <li>• Patterns</li> <li>• Straight Lines and curved Lines</li> <li>• Table of 5</li> </ul>	<ul style="list-style-type: none"> <li>• To recognise , identify and learn the basic shapes.</li> <li>• To identify different types of lines.</li> <li>• To recognise and extend different types of patterns.</li> </ul>	<p>Demonstration and Usage of basic shapes</p> <p>Worksheets Multimedia</p>	<ul style="list-style-type: none"> <li>• Students will be able to identify and learn the properties of basic shapes.</li> <li>• They will be able to identify different types of lines.</li> <li>• They will be able to recognise and extend different types of patterns.</li> <li>• Students will be able to recite tables from 2 till 5</li> </ul>	<p><b>Collect shapes and Collage Making</b></p> 

<p><b>SEPTEMBER</b></p>	<p><b>Subtraction</b></p> <ul style="list-style-type: none"> <li>• Give and take</li> <li>• Birds come, Birds Go</li> <li>• Table of 4</li> </ul>	<ul style="list-style-type: none"> <li>• To understand the properties of subtraction.</li> <li>• To understand the subtraction of 2 and 3 digit numbers without borrowing.</li> <li>• To recognise word problems leading to addition/subtraction using steps of problem solving.</li> </ul> <p>To connect addition</p> <ul style="list-style-type: none"> <li>• and subtraction through number families.</li> </ul>	<p><b>Activity Based Learning</b></p> <p><b>Worksheets</b></p> <p><b>Multimedia</b></p> 	<ul style="list-style-type: none"> <li>• Students will be able to understand the subtraction of 2 digit and 3 digit numbers without borrowing.</li> <li>• They will learn to subtract numbers in counts of ten mentally .</li> <li>• They will be able to apply the learnt concept to real life situations through mixed problem solving.</li> </ul>	<p><b>Maths Relay</b></p>
<p><b>OCTOBER</b></p>	<p><b>Time</b></p> <ul style="list-style-type: none"> <li>• Clock</li> <li>• calendar</li> </ul>	<ul style="list-style-type: none"> <li>• To read the time to the exact hour</li> <li>• To understand and read the calendar (days of the week and months of the year).</li> </ul>	<p><b>Usage of clock/calenda r</b></p> <p><b>Story telling</b></p> <p><b>Worksheets</b></p> <p><b>Multimedia</b></p>	<ul style="list-style-type: none"> <li>• Students will be able to read time to the exact hour</li> <li>• They will be able to understand and read the calendar ( Days of the week and Months of the year)</li> </ul>	<p><b>Paste seasons</b></p> 

<p><b>NOVEMBER</b></p>	<p><b>Measurement</b></p> <ul style="list-style-type: none"> <li>• Length</li> <li>• Weight</li> <li>• Capacity</li> </ul>	<ul style="list-style-type: none"> <li>• Table of metric measures.</li> <li>• To understand the standard units of measurement.</li> <li>• To estimate and choose the right unit for measuring various objects.</li> </ul>	<p>Usage of real objects.</p> <p>Demonstration , comparison and ordering of objects on the basis of their length/ weight / volume.</p> <p>Worksheets. Multimedia</p>	<ul style="list-style-type: none"> <li>• Students will be able to understand the non standard and standard units of measurement.</li> <li>• They will be able to estimate and choose the right unit for measuring various objects.</li> <li>• They will be able to appreciate and value the use of the metric system</li> </ul>	<p><b>Know your Height and Weight</b></p> 
<p><b>DECEMBER</b></p>	<p><b>Money</b></p>	<ul style="list-style-type: none"> <li>• Recognition of different denominations of notes and coins.</li> <li>• To add and subtract money.</li> <li>• To learn to gather information by making a list and study its usefulness.</li> </ul>	<p>Activity based learning.</p> <p>Usage of money in real life situation.</p> <p>Story telling.</p> <p>Worksheets.</p>	<ul style="list-style-type: none"> <li>• Students will be able to recognise different denominations of notes and coins.</li> <li>• They will be able to add and subtract money.</li> </ul>	<p><b>Shopping</b></p> 
<p><b>JANUARY AND FEBRUARY</b></p>	<p><b>Data Handling</b></p> <p><b>Revision</b></p>	<ul style="list-style-type: none"> <li>• Defining and sorting data into categories.</li> </ul>	<p>Multimedia</p>	<ul style="list-style-type: none"> <li>• They will learn to gather information by making a list and study its usefulness.</li> <li>• They will be able to sort data into categories and interpret it.</li> </ul>	<p><b>Make a card with flower</b></p> 

**BGS INTERNATIONAL PUBLIC SCHOOL**

**SECTOR 5, DWARKA, NEW DELHI**



**CURRICULUM (CLASS-I)**



**SUBJECT : EXPLORER**

**SESSION: 2024-25**



**TEXT BOOK: ----**



**TEACHERS NAME: Ms. RINKU DAGAR**




<b>MONTH</b>	<b>CONTENT</b>	<b>OBJECTIVES</b>	<b>METHODOLOGY</b>	<b>EXPECTED LEARNING OUTCOMES</b>	<b>ACTIVITIES</b>
<b>APRIL</b>	<b>About Me</b>	<b>To learn about oneself.</b>	<b>Classroom participation and Use of audio-visual aids</b>	<b>The students will be able to know about themselves and understand that we all have different likes and dislikes.</b>	<b>Palm Printing (I am Special) and Recitation (I am Me!)</b> 
<b>MAY</b>	<b>My Body</b>	<b>To identify the external parts of the body.</b>  <b>To learn about the sense organs and their functions.</b>	<b>Demonstration method</b>  <b>Use of audio-visual aids</b>  <b>and</b>  <b>Activity-based learning</b>	<b>The students will be able to:</b> <b>&gt; Identify and label the external body parts.</b> <b>&gt; Understand the functions of different body parts.</b>  <b>The students will be able to understand the importance of the sense organs.</b>	<b>Blindfold Game - Guess the object challenge!</b> 

<p><b>JULY</b></p>	<p><b>My Family</b></p>	<p>To make the students aware of concept of family.</p> <p>To acquire knowledge about the different types of families:          &gt;Nuclear family (Small family)          &gt;Joint family (Big family)</p>	<p>Collaborative discussion          and          Use of audio-visual aids</p>	<p>The students will be able to :</p> <ul style="list-style-type: none"> <li>&gt; Understand the importance of a family.</li> <li>&gt; Identify nuclear (small) and joint (big) family.</li> </ul>	<p><b>Make a Family Tree</b></p> 
<p><b>AUGUST</b></p>	<p><b>My Body Needs Food and Care</b></p>	<p>To acquire knowledge about :</p> <ul style="list-style-type: none"> <li>&gt; Why do we need food</li> <li>&gt; Sources of food</li> </ul> <p>&gt; Healthy and Junk Food</p> <p>To acquaint the students about how we should take care of our body.</p>	<p>Explanation method          Inquiry-based learning          and          Collaborative discussion</p>	<p>The students will be able to :</p> <ul style="list-style-type: none"> <li>&gt; Understand the importance of food.</li> <li>&gt; Identify the sources of different types of food.</li> <li>&gt; Identify healthy and junk food.</li> </ul> <p>The students will be able to inculcate good habits.</p>	<p><b>Clay Modelling</b>          'Fruits and Vegetables'</p> 



<p><b>SEPTEMBER</b></p>	<p><b>My Sweet Home</b></p>	<p>To learn about the:</p> <ul style="list-style-type: none"> <li>&gt;Need of a house</li> <li>&gt;Different rooms in a house</li> </ul>	<p><b>Observation method and Learning by doing</b></p>	<p>The students will be able to :</p> <ul style="list-style-type: none"> <li>&gt; Understand the importance of a house.</li> <li>&gt;Identify and understand the utility of the different rooms in a house.</li> </ul>	<p><b>Origami (Paper House)</b></p> 
<p><b>OCTOBER</b></p>	<p><b>My School</b></p> <p><b>Our Helpers</b></p>	<p>To learn about the school.</p> <p>To make the students aware about the role of various people who help us.</p>	<p><b>Explanation method</b></p> <p><b>Game-based learning and Collaborative discussion</b></p>	<p>The students will be able to understand the significance of a school.</p> <p>The students will be able to:</p> <ul style="list-style-type: none"> <li>&gt;Identify the different community helpers.</li> <li>&gt;Appreciate and understand the importance of different helpers in our lives.</li> </ul>	<p><b>'Around the School'</b> (Taking the students around the school to show them various rooms.)</p> <p><b>Guess My Act !</b></p> 

<p><b>NOVEMBER</b></p>	<p><b>Wonderful Seasons!</b></p>	<p><b>To acquire knowledge about the various seasons.</b></p>	<p><b>Collaborative discussion</b></p>	<p><b>The students will be able to classify the things that we use in different seasons.</b></p>	<p><b>Cotton Bud Activity</b></p>  <p><b>To show that :</b></p> <ul style="list-style-type: none"> <li>&gt; living things feel</li> <li>&gt; living things grow</li> </ul> 
	<p><b>Living and Non-Living Things</b></p>	<p><b>To know about the characteristics of living and non-living things.</b></p>	<p><b>Demonstration method and Observation method</b></p>	<p><b>The students will be able to differentiate between the living and non-living things.</b></p>	

<p><b>DECEMBER</b></p>	<p><b>Plants – Our Green Friends</b></p>	<p>To identify the parts of a plant and to know how plants help us.</p>	<p><b>Observation method and Inquiry-based learning</b></p>	<p>The students will be able to :</p> <ul style="list-style-type: none"> <li>&gt;Draw and label the parts of a plant.</li> <li>&gt; Understand the importance of plants in our life.</li> </ul>	<p><b>Leaf Rubbing</b></p> 
<p><b>JANUARY</b></p>	<p><b>Animals Around Us</b></p>	<p>To acquaint the students about different kinds of animals. (wild, farm and pet)</p> <p>To know about how animals help us.</p>	<p><b>Observation method and Classroom participation</b></p>	<p>The students will be able to :</p> <ul style="list-style-type: none"> <li>&gt;Identify and group various animals as : wild, farm and pet.</li> <li>&gt;Understand the importance of animals.</li> </ul>	<p><b>Animal figures using different leaves</b></p> 
<p><b>FEBRUARY</b></p>	<p><b>Festival Time</b></p> <p><b>Recapitulation</b></p>	<p>To acquaint the students about the different festivals celebrated in India.</p>	<p><b>Story Telling and Classroom participation</b></p>	<p>The students will be able to develop an understanding and importance of festivals celebrated by different people.</p>	<p><b>Colour Splashing</b></p> 

**BGS INTERNATIONAL PUBLIC SCHOOL**



**SECTOR 5, DWARKA ,NEW DELHI**

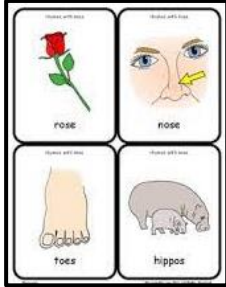

**CURRICULUM FOR CLASS I**



SUBJECT: Linguistics



**SESSION: 2024-25**

TEACHER'S NAME: Ms Abha Mahajan

MONTH	CONTENT	OBJECTIVES	METHODOLOGY	EXPECTED LEARNING OUTCOMES	ACTIVITIES
APRIL	<ul style="list-style-type: none"><li>➤ Basic Permissions /Golden words</li> <li>➤ Word Test</li> <li>➤ Word building with a &amp; e builders.</li></ul>	<ul style="list-style-type: none"><li>➤ To be able to use simple sentences to take permissions and use golden words</li> <li>➤ To assess the reading level</li> <li>➤ To increase the knowledge of phonic structure and to master spellings.</li></ul>	<p>Audio Visual</p>  <p>Worksheets</p>  <p>Explanation method</p>	<p>Students will be able to use simple sentences while taking permissions. They will also learn and inculcate good manners.</p>  <p>Students will be able to read simple phonetic sentences.</p>	<p>Discussions and conversation in the class.</p> <p>Jolly Phonic song</p> 
MAY	<ul style="list-style-type: none"><li>➤ I am Special!</li> <li>➤ Word building with i,o and u builders.</li></ul>	<ul style="list-style-type: none"><li>➤ To improve communication skills.</li> <li>➤ To increase the knowledge of phonic structure and to master spellings.</li></ul>	<p>Activity based learning</p>  <p>Explanation method.</p>  <p>Worksheets</p>	<p>Students will be able to introduce themselves in simple sentences in English .</p>  <p>Students will be able to read simple phonetic sentences.</p>	<p>Speaking Skills Activity (Self introduction)</p> 

<p><b>JULY</b></p>	<ul style="list-style-type: none"> <li>➤ Consonant blends</li> <li>➤ WH-words</li> </ul>	<ul style="list-style-type: none"> <li>➤ To encourage the students to recognize read and spell the consonant blends correctly</li> <li>➤ To help the students learn the correct use of 'WH' words.</li> </ul>	<p>Audio Visual</p> <p>Worksheets</p>	<p>Students will be able to read and spell words with blends and enhance their vocabulary.</p> <p>Students will be able to comprehend the concept of 'WH' words and their usage.</p>	<p><b>Rhyme A Chime</b></p> 
<p><b>AUGUST</b></p>	<ul style="list-style-type: none"> <li>➤ Reading Comprehension</li> <li>➤ Homophones</li> <li>➤ Silly words</li> </ul>	<ul style="list-style-type: none"> <li>➤ To improve reading and comprehension skills.</li> <li>➤ To help students learn to differentiate between words with same sound but different spellings and meaning.</li> <li>➤ To read words phonetically and correct them to make sense .</li> </ul>	<p>Audio visual .</p> <p>Worksheets</p> <p>Activity based learning</p>	<p>Students will be able to read and comprehend age appropriate text.</p> <p>Students will be able to comprehend the concept of homophones and their usage.</p> <p>Students will be able to read the words and have fun and simultaneously correct them to enhance vocabulary.</p>	<p><b>Homophone Song.</b></p>  <p><b>My School, My Pride (Speaking Skills)</b></p>
<p><b>SEPTEMBER</b></p>	<ul style="list-style-type: none"> <li>➤ Reading Assessment</li> <li>➤ Listen and Colour (Listening Skills Assessment)</li> </ul>	<ul style="list-style-type: none"> <li>➤ To assess the reading level of students.</li> <li>➤ To enhance listening and comprehension skills through repeated practice.</li> </ul>	<p>Grade level text</p> <p>Worksheets</p>	<p>Students should be able to read grade level text and comprehend it.</p> <p>Students will learn to listen, understand and complete the appropriate task .</p>	<p><b>Multiple Objects (Memory Game)</b></p>

<p><b>OCTOBER</b></p>	<ul style="list-style-type: none"> <li>➤ <b>Picture Comprehension.</b></li> </ul>  <ul style="list-style-type: none"> <li>➤ <b>Reading passages</b></li> </ul>	<ul style="list-style-type: none"> <li>➤ <b>To improve reading and comprehension skills.</b></li> </ul>	<p><b>Explanation method</b></p> <p><b>Worksheets</b></p>	<p><b>Students will be able to complete the sentences based on a given picture.</b></p> <p><b>Students will be able to read an unseen passage and understand it.</b></p>	<p><b>Vocabulary enhancement activities. (word game, kangaroo words)</b></p>
<p><b>NOVEMBER</b></p>	<ul style="list-style-type: none"> <li>➤ <b>Story completion.</b></li> <li>➤ <b>Our Festivals</b></li> </ul>	<ul style="list-style-type: none"> <li>➤ <b>To improve creative writing skills.</b></li> </ul>	<p><b>Worksheet</b></p> <p><b>Discussion method</b></p> <p><b>Activity based learning</b></p>	<p><b>Students will be able to complete and understand simple stories.</b></p>	<p><b>Spin a yarn</b></p> <p><b>Speaking Skills Activity: My Favourite festival.</b></p>
<p><b>DECEMBER</b></p>	<ul style="list-style-type: none"> <li>➤ <b>Synonyms and Antonyms</b></li> <li>➤ <b>Reading Comprehension</b></li> </ul>	<ul style="list-style-type: none"> <li>➤ <b>To enhance the vocabulary and learn multiple meanings of the same word.</b></li> <li>➤ <b>To develop the knowledge and skills to become independent readers.</b></li> </ul>	<p><b>Audio visual</b></p> <p><b>Worksheets</b></p>	<p><b>Students will be able to learn new words having the same /opposite meaning</b></p> <p><b>Students will be able to read independently and comprehend the text.</b></p>	<p><b>Synonym Antonym Game</b></p> 


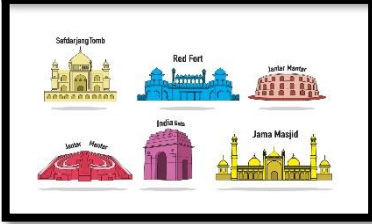

<p><b>JANUARY</b></p>	<ul style="list-style-type: none"> <li>➤ Listen comprehend and colour</li> <li>➤ Reading Assessment</li> </ul>	<ul style="list-style-type: none"> <li>➤ To enable the students to listen, and understand.</li> <li>➤ To assess the reading level of students.</li> </ul>	<p>Worksheets</p> <p>Grade level text</p>	<p>Students will be able to comprehend the instructions and complete the task.</p> <p>Students should be able to read grade level text fluently and comprehend it</p>	<p>Impromptu speaking</p> 
<p><b>FEBRUARY</b></p>	<ul style="list-style-type: none"> <li>➤ Reading Assessment</li> <li>➤ Listen and Comprehend</li> </ul>	<ul style="list-style-type: none"> <li>➤ To assess the reading level of students.</li> <li>➤ To enhance listening and comprehension skills through story telling.</li> </ul>	<p>Grade level text</p> <p>Story telling</p>	<p>Students should be able to read grade level text fluently and comprehend it.</p> <p>Students should be able to answer the questions after listening to a story.</p>	<p>Word search games.</p> 
<p><b>MARCH</b></p>	<ul style="list-style-type: none"> <li>➤ Recapitulation of concepts</li> </ul>	<ul style="list-style-type: none"> <li>➤ To help children revise all the concepts.</li> </ul>	<p>Discussion and Explanation method</p>	<p>Students will be able to revise and recapitulate concepts already done.</p>	

SUBJECT: GENERAL KNOWLEDGE




SESSION: 2024-2025



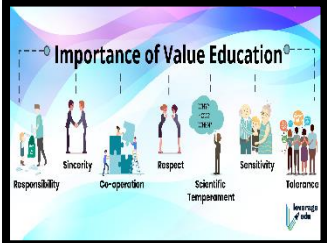

CLASS: I

TEACHER'S NAME: Ms. Prerna Gupta

MONTH	CONTENT	OBJECTIVES	METHODOLOGY	EXPECTED LEARNING OUTCOMES	ACTIVITIES
APRIL	<p><b>UNIT : 1</b> <b>PLANTS &amp; ANIMALS</b></p> <ol style="list-style-type: none"> <li>1. Healthy Vegetables</li> <li>2. A zoo visit</li> </ol> <p>❖ Activity (Delicious Fruits)</p> <p><b>UNIT : 2</b> <b>INCREDIBLE INDIA</b></p> <ol style="list-style-type: none"> <li>3. Monuments of India</li> <li>4. Theme and Amusement parks</li> </ol>	<p>-To know about plants &amp; animals. Animals and plants are living things, like they need food and water to live like us.</p> <p>-To learn about our Famous Monuments &amp; Theme and Amusement park. It helps the students construct history through observation.</p>	PPT, Interactive method	<p>-Students will be able to understand that plants and animals preserve the world we live in. The food we eat, the air we breathe, the water we drink all depend on the delicate balance which exists within our ecosystem.</p> <p>-Students will be able to understand the purpose and backstory behind the monument.</p>	<p>Quiz &amp; Worksheets</p>  
MAY	<p><b>UNIT : 1</b> <b>PLANTS &amp; ANIMALS</b></p> <ol style="list-style-type: none"> <li>1. Fresh flower</li> <li>2. Parts of a plant</li> <li>3. Animal families</li> <li>4. Home sweet home</li> <li>5. Amazing sea animals</li> </ol> <p>❖ Quiz Time</p>	-To know about animal's sounds, their homes and young ones.	Video, Discussion method, PPT	-Students will be able to identify animal sounds, homes and their babies.	<p>Worksheet</p> 



<p><b>JULY</b></p>	<p><b>UNIT : 2 INCREDIBLE INDIA</b>  1.Our National Symbols  2. Traditional Clothes  3. Some people never die  ❖ Activity (Our festivals)</p> <p><b>UNIT : 3 OUR WORLD</b>  1.Famous Landmarks  2. The Legends  3.People in traditional attires</p> <p><b>UNIT : 4 SCIENCE &amp; TECHNOLOGY</b>  1.Corona : The invisible enemy</p>	<p>-To know and identify different food eaten around the world.</p> <p>-To helps children to develop a holistic understanding of the interconnectedness of all living things.</p> <p>-To help children understand the basic concepts of disease prevention and control.</p>	<p>Video/ PPT</p>	<p>-Students will understand the importance of eating different food.</p> <p>-Students will be able to understand about other people , the place where they live and about all aspects of the environment.</p> <p>-Students will be able to know about it's prevention and control measures in the community.</p>	<p>Quiz, Brain Storming &amp; Worksheets</p> 
<p><b>AUGUST</b></p>	<p><b>UNIT : 4 SCIENCE &amp; TECHNOLOGY</b>  1.Living and non-living things  2.Parts of body  3.My first aid kit  4.About computer  5.The Sun's family  ❖ Quiz Time</p>	<p>-To educate the students about the applications of science in daily life and society.</p>	<p>PPT, Interactive method</p>	<p>-Students will be able to enhance learners' curiosity, wonder and questioning, building on their natural inclination to seek meaning and understanding of the world around.</p>	<p>-Worksheet</p> 
<p><b>SEPTEMBER</b></p>	<p><b>UNIT : 5 LANGUAGE &amp; LITERATURE</b>  1. Sounds of Animals  2. Let's describe them  3. Fun with Rhymes  4. Telling a Story</p>	<p>-To build confidence in them.To encourage children to communicate with whatever language they have at their disposal.</p>	<p>PPT, Story telling method, Video</p>	<p>-Students will be able to communicate effectively in the target language.</p>	<p>Worksheet &amp; Quiz</p> 

<p>OCTOBER</p>	<p><b>UNIT : 6 SPORTS &amp; ENTERTAINMENT</b>  1.Board games  2.Team sports  3.Ball games  4.Cricket stars  5.Cine celeb  ❖ Activity(Fun games)</p>	<p>-To know about famous personalities and their contributions.   -To know about different sports.</p>	<p>Video/PPT</p>	<p>-Students will be able to identify important personalities of India.   -Students will learn about different sports.</p>	<p>Quiz and worksheet</p> 
<p>NOVEMBER</p>	<p><b>UNIT : 7 NATURE &amp; ENVIRONMENT</b>  1.Modes of transport  2.Weather  3.Caring for the environment  4.Be on time  5.What signs speak?  6.Our helpers  ❖ Quiz Time</p>	<p>-To make children more aware and conscious of environmental problems.</p>	<p>PPT, Discussion method</p>	<p>-Students will be able to develop the sense of awareness among the students about environment and its various problem.</p>	<p>Quiz</p> 
<p>DECEMBER</p>	<p><b>UNIT : 8 VALUE EDUCATION AND LIFE SKILLS</b>  1.Giving introduction  2.A healthy morning  3.Table manners  <b>UNIT : 9 LOGICAL THINKING &amp; NUMBER SKILLS</b>  1.Odd one out  2.Number game  3.Fun with numbers  4.Patterns in shapes  5.Months in a year</p>	<p>-To provides students with strategies to make healthy choices that contribute to a meaningful life.   -To helps kids to better understand complex problems and make sound decisions based on facts, rather than emotion or intuition.</p>	<p>Video, PPT</p>	<p>-Students will be able to focuses on cultivating personal life skills such as self-reflection, critical thinking, problem solving and interpersonal skills.   -Students will be able to make sense of information, connect ideas and build a structured framework for learning.</p>	<p>Worksheet &amp; Quiz</p>  
<p>JANUARY , FEBRUARY &amp; MARCH</p>	<p>1. Revision of previous topics.  2. Recapitulation for Final Term.</p>	<p>-To keep children connected and up to date with every part of the world.</p>	<p>Video/ PPT</p>	<p>-Students will be able to recapitulate the content confidently and easily by themselves.</p>	<p>Quiz &amp; Brainstorming</p>

**\* Please note that current affairs will be taken up in the class on a regular basis.**




SUBJECT: ART




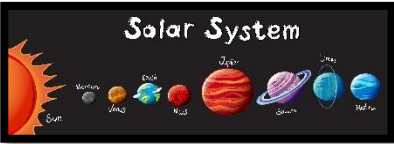

SESSION: 2024-2025






CLASS: I

BOOK: PRAGYA PAC BOOK PART-I & BGS ART FILE

TEACHER'S NAME: Ms. Prerna Gupta

MONTH	CONTENT	OBJECTIVES	METHODOLOGY	EXPECTED LEARNING OUTCOMES	ACTIVITIES
APRIL	<ol style="list-style-type: none"> <li>1. Colour concept</li> <li>2. Brush brush brush your teeth</li> <li>3. Beat the heat</li> <li>4. Scenery</li> <li>5. Fire Engine</li> <li>6. Stop Air Pollution</li> <li>7. Ram Navami (Colouring)</li> <li>8. Yoga day</li> <li>9. Easter (Collage)</li> </ol>	To help students to know about primary, secondary, natural and complimentary colours.	Explanation method.	<p>Students will be able to identify the different types of colours.</p> 	<ol style="list-style-type: none"> <li>1. Colouring</li> <li>2. Drawing</li> <li>3. Collage activity</li> <li>4. Poster design</li> <li>5. Tearing and Pasting</li> </ol>
MAY	<ol style="list-style-type: none"> <li>1. Roots we eat</li> <li>2. Red Riding Hood</li> <li>3. Warli Art</li> <li>4. School time</li> <li>5. Buddha Purnima (Fingerprinting)</li> </ol>	To help students develop fine motor skills.	<p>Learning by doing method.</p> 	<p>Students will be able to draw and colour on their own.</p> 	<ol style="list-style-type: none"> <li>1. Colouring</li> <li>2. Fingerprinting activity</li> <li>3. Warli Art</li> </ol>

<p><b>JULY</b></p>	<ol style="list-style-type: none"> <li>1. Hands</li> <li>2. Cranes</li> <li>3. Juicy Fruits</li> <li>4. Mushroom house</li> <li>5. Toucan</li> <li>6. Lion</li> <li>7. Road Safety(step by step drawing Art file)</li> <li>8. Origami Cat(Art file)</li> </ol>	<p>To create awareness about environment.</p> 	<p>Guided exploration method.</p>	<p>Students will understand environment in a better way.</p> 	<ol style="list-style-type: none"> <li>1. Sketch pen patterns</li> <li>2. Strokes using pencil colours</li> <li>3. Colouring</li> <li>4. Pattern activity</li> <li>5. Paper folding activity</li> </ol>
<p><b>AUGUST</b></p>	<ol style="list-style-type: none"> <li>1. Mahashivratri(colouring)</li> <li>2. Helicopter</li> <li>3. Birthday card</li> <li>4. Dinosaur</li> <li>5. Landscape scenery(step by step drawing in Art file)</li> </ol>	<p>To enhance their creativity in colouring and craft work.</p>	<p>Explanation method, Learning by doing method</p>	<p>Students will be able to use pencil colours in a better manner.</p> 	<ol style="list-style-type: none"> <li>1. Strokes using pencil colours</li> <li>2. Card making activity</li> <li>3. Drawing &amp; Colouring</li> <li>4. Cotton Swab impression</li> </ol>
<p><b>SEPTEMBER</b></p>	<ol style="list-style-type: none"> <li>1. A Flower(Art file)</li> <li>2. An Aeroplane(Art file)</li> <li>3. Planets</li> </ol> 	<p>To help students develop fine motor skills and observation skills.</p>	<p>Guided exploration method</p>	<p>Students will enhance their creativity and colouring skills.</p>	<ol style="list-style-type: none"> <li>1.Tooth brush (Spray painting)</li> <li>2. Sticker pasting</li> </ol>
<p><b>OCTOBER</b></p>	<ol style="list-style-type: none"> <li>1. Jelly fish</li> <li>2. Birds' Paradise</li> <li>3. Peacock</li> <li>4. My sweet home</li> <li>5. Durga puja(Colouring)</li> <li>6. Chhath Puja (Colouring)</li> <li>7. Summer season &amp; Rainy season things(step by step drawing in Art file)</li> </ol>	<p>-To help students understand the concept of different paintings.</p> <p>-To connect students with their own culture.</p>	<p>Learning by doing method.</p>	<p>Students will be able to enhance their imagination and do the things on their own.</p> 	<ol style="list-style-type: none"> <li>1. Vegetable printing activity</li> <li>2. Drawing</li> <li>3. Colouring</li> <li>4. Tracing &amp; Thumb impression</li> <li>5. Hand print</li> <li>6. Blow painting</li> </ol>

<p><b>NOVEMBER</b></p>	<ol style="list-style-type: none"> <li>1. Look alike Turtle &amp; Tortoise</li> <li>2. Pet Animals</li> <li>3. Fish</li> <li>4. Spider's Web</li> <li>5. Garden</li> <li>6. Origami Bird &amp; Hen(Art file)</li> </ol>	<p>To help students enhance their craft skills.</p>	<p>Learning by doing method.</p> 	<p>Students will be able to learn different craft activities.</p> 	<ol style="list-style-type: none"> <li>1. Paper folding activity</li> <li>2. Tearing and Pasting</li> <li>3. Wool pasting</li> <li>4. Thermocol balls pasting</li> <li>5. Word maze</li> </ol>
<p><b>DECEMBER</b></p>	<ol style="list-style-type: none"> <li>1. Puppy</li> <li>2. Grapes</li> <li>3. Flowers</li> <li>4. Scare Crow</li> <li>5. Christmas Scene(step by step drawing in Art file)</li> </ol>	<p>To develop fine motor skills and hand-eye coordination.</p>	<p>Demonstration method.</p>	<p>Students will be able to develop their hand-eye coordination.</p> 	<ol style="list-style-type: none"> <li>1. Fevicol impression activity.</li> <li>2. Paper crumbling activity</li> <li>3. Paper model activity</li> <li>4. Drawing</li> <li>5. Colouring</li> <li>6. Pasting broom bristles</li> </ol>
<p><b>JANUARY</b></p>	<ol style="list-style-type: none"> <li>1. Watermelon</li> <li>2. Landscape</li> <li>3. Whale</li> <li>4. Holi(step by step drawing in Art file)</li> <li>5. Navroz(greeting card)</li> </ol>	<p>To help students enhance their crafting skills.</p>	<p>Guided Exploration method.</p>	<p>Students will be able to learn new types of craft activities.</p> 	<ol style="list-style-type: none"> <li>1. Paper plate activity</li> <li>2. Sandpaper activity</li> <li>3. Paper folding activity</li> <li>4. Drawing &amp; Colouring</li> <li>5. Card making activity</li> </ol>
<p><b>FEBRUARY &amp; MARCH</b></p>	<ol style="list-style-type: none"> <li>1. Numbers drawing(step by step drawing in Art file)</li> </ol>	<p>To promote innovation &amp; creativity.</p>	<p>Learning by doing method.</p>	<p>Students will be able to use colours effectively.</p>	<ol style="list-style-type: none"> <li>1. Drawing &amp; Colouring</li> </ol> 

**BGS INTERNATIONAL PUBLIC-SCHOOL**  
**SECTOR-5, DWARKA, NEW DELHI**

**SUBJECT: YOGA**

**SESSION: 2024-2025**

**CLASS: 1<sup>st</sup>**

**TEACHER'S NAME: Uma Tiwari**

MONTH	CONTENT	OBJECTIVES	METHODOLOGY	EXPECTED LEARNING OUTCOMES
APRIL&MAY	Deep Breathing Om chanting Yoga's prayer	To help student to know about their ancient culture.	Demonstration Method	Yoga is a completely personality development for students. It helps student to aware about their health.
JULY	Practice of previous class + eyes exercise	Beneficial for eyes- ➤ Palming ➤ Sideways viewing ➤ Rotational viewing ➤ Up and down viewing.	Demonstration Method	These simple exercises help to alleviate various disorders related to the malfunctioning of the eye muscles such as short and long-sightedness, presbyopia and squint.
AUGUST	Practice of previous class+ Neck movements	Beneficial neck movement- Up ➤ Down ➤ Left ➤ Right ➤ Clockwise Rotation ➤ Anticlockwise Rotation	Demonstration Method	These exercises release tension, heaviness and stiffness in the head, neck and shoulder region. Because all the nerves connecting the different organs and limbs of the body pass through the neck.
SEPTEMBER	Practice of previous class+ Arm's exercise	Beneficial for arm's shoulders & chest.	Demonstration Method	To help to increased their muscles power.
OCTOBER	Practice of previous class + knee exercise	Students increased their flexibility.	Demonstration Method	All the foot and calf asanas help in returning the stagnant lymph and venous blood. They thus relieve tiredness and cramp.
NOVEMBER	Practice of previous class +Body stretching (up, down &side)	Students increased their flexibility.	Demonstration Method	To help to increased their flexibility.
DECEMBER	Practice of previous class+Tadasana (palm tree poses)	Students increased their balancing power with palm tree pose.	Demonstration Method	To help develops physical and mental balance. The entire spine is stretched and loosened, helping to clear up congestion of the spinal nerves at the points where they emerge from the spinal Column.
JANUARY	Practice of previous class+TriyakTadasana (Swaying palm tree pose)	Students increased their concentration power.	Demonstration Method	To help tones the waist and back. It is useful for correcting back stiffness and postural problems.
FEBRUARY&MARCH	Practice of previous class+KatiChakrasana	Kati chakrasana makes their back flexible.	Demonstration Method	Yoga is a completely personality development for students. It helps student to aware about their health.

## DANCE CURRICULUM

### CLASS - 1 (2024- 2025)

S.No	MONTH	TOPIC	Activity
CYCLE - 1	APR-MAY	(JAZZ)	(WARM UP) - JAZZ DANCE STYLE WILL BE INTRODUCED . BASIC HAND MOVEMENTS AND FOOTSTEPS WILL BE TAUGHT IN THE CLASS AND WILL WORK ON MUSICALITY.
CYCLE - 2	JULY-AUG	(STREET JAZZ)	(WARM UP) - WILL WORK ON STANDING POSITION AND ARMS POSITION OF JAZZ DANCE AND DANCE PREPARATION FOR JANMAASHTMI
CYCLE - 3	SEPT-OCT	(FOLK)	CLASS DANCE ROUTINE (DIWALI)
CYCLE - 4	NOV-DEC	(HIP-HOP)	(WARM UP) - EXERCISE LIKE:- ROLLING, JUMPING, MOVING SHOULDERS, FOOTWORK, FLOOR STEPS, BEAT KNOWLEDGE
CYCLE - 5	JAN-FEB-MARCH	(FREESTYLE)	(WARM UP) - INTRODUCTION OF BALLROOM DANCE, BASICS OF SALSA DANCE: RIGHT TURN, LEFT TURN + (GRADUATION DAY PREPARATION)